



A Quarterly Publication from the Division of Fish and Wildlife, RI Department of Environmental Management

## Hunting Season Updates by Veronica Masson

Once again, fall is here, cooler weather has arrived and hunting season has begun. Rhode Island has over 48,000 acres designated as state management areas and regulations are designed and enforced to allow all outdoor enthusiasts to safely enjoy these land holdings. Hunting license and permit revenues help to support the purchase and management of state lands. Hunting and trapping are allowed during the open seasons in most areas with a valid license and some areas also require permits.

Safety in all management areas is of utmost concern. For this reason there are requirements for all users of state management areas and undeveloped state parks. Hunters have specific requirements, depending upon the particular hunting activity, and the 2008-2009 Rhode Island Hunting and Trapping Abstract should be consulted if there are any questions. All non-



Photo E. Blomberg

hunting users of state management areas and undeveloped state parks, including hikers, bicyclists, horseback riders and others, must wear at least 200 square inches of solid daylight fluorescent orange from the third Saturday in October to the last day of February and the last Thursday in April to the last day in May.

Throughout the year Hunter Education Courses are offered at various locations around the state. The courses can include Basic Hunter Education for firearms hunters, Bowhunter Education for archery deer hunters, and the Hunter Ethics and Landowner Relations Course which is offered yearly in August. Archery Proficiency Testing is available to the public during August and September and is offered to students in conjunction with Bowhunter Education Classes. For more information please check our website at [www.dem.ri.gov](http://www.dem.ri.gov) and click on Fish and Wildlife or call 789-3094.



Photo R. Jobin

Continued on page 4

### Inside this issue:

Species Spotlight: Crayfish	3
Saltwater Angler Registry	4
Oystering Through the Years	5
Fly Fish Rhode Island	6
Kids Corner	7
Calendar of Events	8

## The Big Pink: Rhode Island's Most Elusive Amphibian

by Christopher Raithe

Unlike their cousins in the tropics, our local amphibians are generally not a showy bunch. Lacking strong defenses and forced to endure the cold Northeastern climate, an amphibian's life in Rhode Island is pretty low-key. Like all animals, amphibians must balance gradients of security, temperature, and moisture. Often, the optimal survival strategy is to get under cover and stay out of the way. For these reasons, most Rhode Island amphibians live either in the water or under the ground for most of their lives and many only emerge at night, especially during rainstorms. Despite their varying abundances, amphibians tend to operate below the radar screen and are not seen much during the course of our daily routines.

Compared to the Northern Spring Salamander (*Gyrinophilus porphyriticus*), however, the other 17 species of amphibians that call our state home are downright obvious. Spring salamanders are so rare and elusive that very few Rhode Island natu-

*Gyrinophilus porphyriticus* a.k.a. The Big Pink



Photo C. Raithe

ralists can claim a sighting. Even though popular amphibian guides often depict the range of Spring Salamanders, commonly known as Gyros, extending into the northwest corner of Rhode Island, the species completely avoided the investigations of early naturalists and was not officially recorded from our state until 1985, when James "Skip" Lazell collected the first specimens from Foster.

Continued on page 2

### THE DIVISION OF FISH AND WILDLIFE MISSION STATEMENT:

Our mission is to ensure that the Freshwater, Marine and Wildlife resources of the State of Rhode Island will be conserved and managed for equitable and sustainable use.



**W. Michael Sullivan, Ph.D.**  
 Director,  
 Rhode Island Department of  
 Environmental Management

**Larry Mouradjian,**  
 Associate Director,  
 Bureau of Natural Resources

**Michael Lapisky,**  
 Chief,  
 Division of Fish and Wildlife

**Wild Rhode Island** is a quarterly publication of the Rhode Island Department of Environmental Management Division of Fish and Wildlife. Printing is supported by the Aquatic Resource Education program (Federal Aid Grant F-42-E).

**Publisher:** Kimberly Sullivan,  
 Senior Fisheries Biologist,  
 ARE Coordinator

**Editor:** Veronica Masson,  
 Principal Fisheries Biologist

For a free subscription to **Wild Rhode Island** please call (401) 789-0281 or send an email to [veronica.masson@dem.ri.gov](mailto:veronica.masson@dem.ri.gov). Please indicate whether you would like to have the newsletter sent to you via email or US mail.

**Wild Rhode Island** is also available on the web at:  
[www.dem.ri.gov](http://www.dem.ri.gov)

To report an environmental emergency or violation please call the RIDEM Division of Law Enforcement (401) 222-3070

## The Big Pink by Christopher Raithel

Continued from Page 1

It is perhaps even more surprising that Spring Salamanders escaped detection for this long, given that they are among the largest salamanders found in North America. A big one can be nine inches in total length. The Gyro is well adapted to an aquatic existence, having a long, slender body with a blunt paddle-like tail built for swimming. Adults have an unusual translucent pink coloration and a dorsal pattern of fine net-like markings. This combination of characteristics is why some naturalists affectionately refer to them as "The Big Pink."

Despite their size and distinctive color, Gyros have the art of escapism completely mastered. Not only do they live under flowing water, as if that's not enough, but they also live within the floor of the stream under huge rocks and among the interstitial crevices in bedrock through which ground water percolates. So, unless you use heavy equipment and excavate a streambed, a practice nowadays frowned upon by regulatory agencies, your chances of encountering a Spring Salamander are two, slim and none. Yet there are a few rare portals which, like Alice's looking glass, can give us a peek into this black and watery world.

My initial experience with Rhode Island Gyros came hot on the heels of Lazell's initial Foster discovery. One day in the fall of 1985, some colleagues and I spent the entire morning fruitlessly searching for salamanders in the vicinity of Jerimoth Hill. Around midday we took a break and headed to a small deli on Rt. 101 called the "Top of the Hill Diner" (it has since been re-named). Our conversation attracted the attention of a store patron, who owned property not far away and gave us permission to go look around. So we did. Behind the house, we found a small spring-fed retention pond. The spring head was encased by a cylindrical cement housing. The enclosed well was a vertical water-filled shaft about two feet across and about 5 feet deep. It was no longer used to draw water and had been sitting there, stoically for some time. It seemed like a very unlikely place to collect amphibians. Our dip net barely fit into the aperture, but we began to scoop around in the hole anyway. The first few heaves were heavy and the net handle bent and creaked under the weight of dead leaves and

water. We scooped some more. Eventually, animals began to emerge from the well casing. The first to show was a torpid Green Frog, a juvenile obviously entering hibernation. Again we scooped. Out came a few Two-lined Salamander larvae. The water in the well casing was now drawn down to about half of its original depth and the leaves were mostly removed, allowing unencumbered netting of the remaining water column. We continued scooping hard, spinning the net around like a drill with each plunge and scraping the sides of the housing. It was tough

work and we took turns with the net to relieve our sore arm muscles. Suddenly, like magic, from a clump of dead leaves flopped a large adult Spring Salamander. We stared spellbound for a moment. Then shouts rang out, "THE BIG PINK! GRAB IT!"

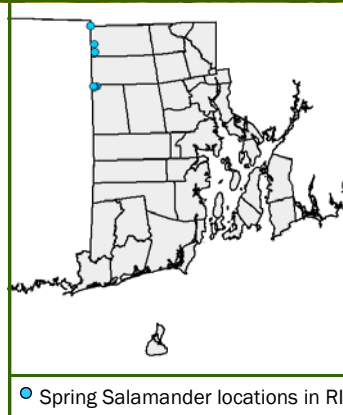
Subsequent investigations have grudgingly revealed a little more about the status of Spring Salamanders in Rhode Island. They always occur in very specialized habitats such as wells and cold spring runs, and are known from only 5 localities in the very western flanks of Burrillville, Foster, and probably Glocester, but there are no records from the latter town yet. All sites reside within the west-flowing drainages of the Five-mile River, a sub-basin of the Quinebaug River System that drains eastern Connecticut. Whether this pattern is real or an artifact of sampling is unknown, but other aquatic organisms occur in the Quinebaug System that are not in the rest of Rhode Island. This may reflect processes that occurred thousands of years ago, when animals were first colonizing Rhode Island after the recession of the last glacier.

Because so little is known about this aquatic troglodyte, it is very difficult to make an educated conservation prognosis on its behalf. However, most known sites are on state management lands, so that's a start. It might be reasonable to be guardedly optimistic about the future of the Northern Spring Salamander in Rhode Island. Unless we figure out how to pump out all the ground water or destroy western Foster and Burrillville, scenarios which, although not impossible, seem unlikely in the foreseeable future, the Gyro should find a way to survive, safe and hidden in its cold universe and oblivious to the foibles of human life above.

Spring Salamander larva



Photo: C. Raithel



## Species Spotlight: Crayfish, Crawfish and Crawdads by Alan Libby

*Procambarus acutus*, with normal coloration



Photo A.Libby

**REPRODUCTION AND BREEDING:** Mature crayfish exhibit sexual dimorphism; that is, they have physical characteristics that distinguish males from females. The pleopods or swimmerets located under the abdomen are often used for identification. On males the first two sets of pleopods are longer and more rigid than the other pleopods, and point toward the head of the crayfish as well, whereas on females the pleopods are all approximately the same size, shape, and configuration. After mating, the female carries the eggs beneath her abdomen where they hatch after a few weeks of incubation. At this stage she is referred to as being “berried.” Upon hatching the young crayfish are carried beneath her abdomen for a period of time before moving on.

*Procambarus acutus* with an overabundance of orange pigment



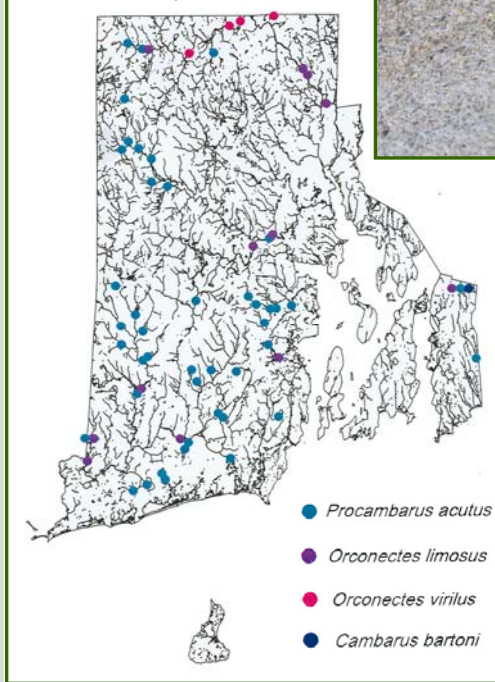
Photo A. Libby

Crayfish, Crawfish, and Crawdads, as they are commonly known, are freshwater crustaceans resembling lobsters. Crayfish, crabs, and lobsters are closely related crustaceans within the Order Decapoda. As indicated by this classification, decapods have ten legs or pereopods, two of which are large claws (chela) which extend out from beneath the carapace. When a leg or claw is lost, when fighting for example, crayfish have the ability to regenerate that appendage. Under normal conditions crayfish move about on their ten legs, but when alarmed they can quickly dart backwards by rapidly contracting their abdomen (tail).

**HABITAT AND RANGE:** They are widely spread around the world occurring in swamps, streams and ponds. More than 500 species are found in North America, the majority of which occur in the southeastern part of the United States.

**FEEDING:** Crayfish are known to leave the water and move overland, and have been collected on a number of occasions crossing roads, presumably moving from one water-body to another. Crayfish are nocturnal, hiding during the day under rocks and logs or in burrows. These omnivores are most active at night, prowling the waters for plants and animals on which to feed. They, in turn, are fed upon by a number of predators, including raccoons and otters, used as bait by anglers for such game fish as largemouth bass and pike, and are eaten in many countries throughout the world. In some parts of the U.S., such as Louisiana, crayfish are a popular food item.

Locations of crayfish species in RI.



Growing to approximately six inches in length, crayfish must shed their old shell when it becomes too small. This process is called molting. As the new shell hardens they are vulnerable to predation and must hide for a couple of days. Color is variable among the species, with innumerable intermediate shades of black, brown, green, red, and/or blue. Substrate and age also affects color. Variations in the normal coloration are occasionally observed when genetic mutations cause an overabundance of one pigment over another.

Four species of crayfish have been collected, thus far, from 52 locations throughout the state. *Procambarus acutus* was the most widely distributed species, occurring at 83 percent of the locations sampled. *Orconectes limosus* was the next most widely distributed species, occurring at 21 percent of the locations sampled. Some species appear to have specific habitat requirements, for

example *O. limosus* was only caught in streams, whereas *P. acutus* was caught in both streams and ponds.

**Table 1. The number of locations, by species, where crayfish have been collected in Rhode Island.**

Scientific Name	Common Name	Number of Locations	Percent Occurrence
<i>Procambarus acutus</i>	White River Crawfish	43	83
<i>Orconectes limosus</i>	Spinycheek Crayfish	11	21
<i>Orconectes virilis</i>	Virile Crayfish	4	8
<i>Cambarus bartoni</i>	Common Crayfish/ Appalachian Brook Crayfish	1	2

## The National Saltwater Angler Registry comes to RI in 2009 by Najih Lazar

Fisheries managers are always looking for ways to collect more information on the types and amounts of fish that are being caught in our coastal waters. Understanding the number of fish in the ocean is a complicated business and more data enables scientists to make better informed decisions for fisheries conservation.

Currently, there are two methods that are used to learn more about what recreational saltwater anglers are catching. The first method consists of interviewing people at marinas and boat ramps. The second way of collecting information involves calling people who live near the coast and asking if they fish in salt water and if so, would they be willing to answer questions in a short survey. As you can imagine these methods are time-consuming and labor intensive.

To allow fisheries managers to learn more about what anglers are catching, a bill was passed in Congress that requires the National Oceanic and Atmospheric Administration (NOAA) to develop and implement a National Saltwater Angler Registry. This registry, which would essentially be a phone book of recrea-

American Shad



Image USFWS



Catch of the Day – A 45 lb. Striped Bass

Photo T. Thompson

tional fishermen, calls for all salt water anglers to register with NOAA beginning in January 2009. Any angler who fishes in federal waters (3-200 miles offshore) or those who catch Striped Bass, American Shad, Hickory Shad, or River Herring in tidal waters must register with this program.

It is impossible to interview every angler in the United States about their fishing practices. Similar to an election poll, having anglers register for this program will allow fisheries managers to interview a subset of known anglers each year to get a better idea what types of fish recreational fishermen are catching and in what numbers. This information will be used to help manage fisheries stocks and is a way for you to support well-informed decisions. For more information about the program please visit [www.CountMyFish.noaa.gov](http://www.CountMyFish.noaa.gov) or call the DEM Division of Fish and Wildlife at (401) 789-3094.

## Hunting Season Updates

*continued from page 1*



Bear with Pheasants

Rest in peace Bear, 1998-2008

Photo B. Tefft

Several changes to Rhode Island's hunting regulations have been instituted this year. Some of these changes will be mentioned here, but for more specific information or questions please consult the 2008-2009 Rhode Island Hunting and Trapping Abstract. The abstracts are available at all vendors, the DEM Division of Licensing and also by calling 789-0281. An additional note, due to fiscal constraints, the 2008-2009 Rhode Island Waterfowl Abstract may only be available online at [www.dem.ri.gov](http://www.dem.ri.gov). Call 789-0281 if you have any questions.

There have been changes to the limited number of All Outdoors Permit packages. On a trial basis, this package allows hunters to harvest 11 mainland deer including six antlerless permits which may be used in any combination during the appropriate season. Also, on a trial basis, muzzleloaders can be used during the shotgun season with a valid shotgun permit only (all rules and regulations apply including fluorescent orange). Pop-up blinds are

now permitted during the deer season, provided the fluorescent orange requirements are met.

This year there is a new Junior Pheasant Season on October 11-12 with preregistration required by September 11, as there is limited space. This new season along with the special orientation and training session was designed to introduce a younger generation to gun safety, hunting rules and regulations, hunting with dogs and hunting Pheasant. There will be no Prudence Island lottery or Francis Carter lottery. Permits to hunt on Prudence Island state land will be required. Proficiency testing and a permit to hunt are still required for both locations. The Heritage Property still requires a lottery.

Air gun rifles are now permitted for specific mammalian species with ammunition and velocity restrictions. The casting of rays or spotlighting on the mainland is now prohibited from October 1, 2008 to January 31, 2009.

If there are any questions, again please check the 2008-2009 Hunting and Trapping Abstract or call (401) 789-0281. Be safe and happy hunting!

### **Remember!**

*All users of State Management Areas are required to wear 200 square inches of solid daylight fluorescent orange (generally, a daylight fluorescent orange baseball hat) from the third Saturday in October through the last day of February and the last Thursday in April to the last day in May, annually. Hunters have different regulations depending upon the hunting season. Please check the 2008-2009 Rhode Island Hunting and Trapping Abstract or call 789-0281.*

## Oystering In Rhode Island Through the Years by Arthur Ganz

The following is a brief history of the Oyster industry in Rhode Island by retired DEM shellfish biologist, Art Ganz.

The lifecycle of the Oyster is complex as Oysters require a specific habitat type and varying salinities at different life stages. Oysters reproduce by broadcast spawning, where eggs and sperm are released by sexually mature adults (usually 3+ years old) into the water column. Their larvae go through approximately 14 to 20 days of embryonic development as part of the zooplankton. They eventually reach the veliger stage and settle to the bottom and attach to hard surfaces such as rocks or other shells. In order to reproduce, low salinity (10 – 15 ppt) is best, but Oysters grow fattest in higher salinity (15 – 25 ppt). Thus the practice of transplanting Oysters from spawning grounds to grow out is important.

Originally, the Indians taught the colonists to eat Oysters, which were very abundant in the upper reaches of the Providence River and its tributaries. One of the most productive beds was located on Oyster Island, which was eventually filled in to become Fields Point, the waste water treatment facility for Providence. As Providence became urbanized, the Providence River became the dumping grounds for sewage and all sorts of industrial pollutants. Then, Oysters were transplanted down river to be freshened.

As the transplanting of seed Oysters into leased growing areas became increasingly popular throughout the 1700s and 1800s, Oyster companies leased many acres of Narragansett Bay. By the mid 1800s twenty-seven Oyster companies leased roughly 20% of the Narragansett Bay bottom. Seed Oysters bound for Narragansett Bay were hand raked and loaded onto schooners in Connecticut and areas as far south as Chesapeake Bay, because there was insufficient natural spawning stock to be found locally. Most of the Upper Bay was leased, as were grounds outside Wickford, Bristol and Greenwich Bay. The watermen all worked for the Oyster companies, whether it was for the companies in Connecticut or Rhode Island. Most of the larger companies posted night watchmen and some old timers have great stories about poaching Oysters from the leased beds.

When the adult sized Oysters were harvested, they were brought to one of the shucking houses, where they were shucked, salted or smoked, and packed in barrels and shipped, usually to New York & Boston. The empty shells were piled up at the shucking house, dried and eventually loaded on schooners to return to the Connecticut spawning grounds. The dried, empty shells were dumped on the bottom of the Connecticut estuaries as cultch, which served as a hard calcium-rich substrate on which the next generation of Oyster larvae would set.

By the Twentieth Century, the Oyster business was in decline for many reasons, primarily pollution in Narragansett Bay from various industries and reduced productivity of the Connecticut estuaries. Some of the more well-known Oyster companies remained in business. The Salty-Sea Oyster Company was below the Washington Bridge in East Providence (now a marina). Pettis, now also a marina, was in Pawtuxet Cove. Warren Oyster was along the Warren waterfront. The best known was the Blount Oyster Company also in Warren, now Blount Seafood, the largest supplier of surf clams &

ocean quahaugs for the Campbell Soup Co.

Between the poor economy of the Depression, increased profitability in manufacturing, and decreased health of Narragansett Bay, only Blount & Warren Oyster Companies remained as viable Oyster producers. Then, the hurricane of 1938 buried and washed millions of Oysters ashore. World War II took away the manpower to operate this labor-intensive industry and by the 1950's Blount started harvesting quahaugs and the Warren Oyster Company closed.

By the 1970s, few naturally producing Oyster beds existed. These were in Narrow River, Pawcatuck River, Ninigret & Green Hill Ponds. During that same time, I was working as a graduate student, for the Department of Natural Resources (now DEM), and I met Luther Blount. Luther was President, Founder and CEO of Blount Marine, and the son of Byron Blount. He had a passion to return Oysters to Narragansett Bay and was trying all sorts of methods of culturing Oysters. At the time he was growing roughly 1 million Oysters on rafts in Upper Bristol Harbor. The Department of Health closed this cove due to pollution and Blount requested that the state transplant those Oysters. This became my thesis project and we planted the Oysters in many areas of Narragansett Bay and coastal ponds.



Photo V. Masson

For over 30 years Luther continued to culture Oysters and when they were large enough to transplant, we stocked thousands of bushels throughout the state. The Oyster beds existed, but did not flourish, until the late 1990's. Something happened, probably the severe rains which lowered bay salinity during the spring. Oysters started popping up in all sorts of places, but all of those places could be traced back to spots where Luther's Oysters were planted. By 1999, 500,000 pounds of native Oysters were commercially harvested. We witnessed three good years, then the Oysters went away as soon as they had come. Around that time shellfish pathologist, Dr. Marta Gomez-Chiari, discovered that the southern parasites, MSX & Dermo had invaded our waters and were responsible for decimating the Oyster population.

Today, Roger Williams University has taken the lead in Oyster restoration. They are experimenting with a hybrid, disease-free, Rhode Island strain of Oysters. Sadly, just after my retirement Luther Blount died, but not before giving his Prudence Island Oyster Farm and one third of the proceeds of the sale of his last tour boat to Roger Williams University.



### Eating Oysters

The "R" month expression, that you should only eat Oysters in months that contain an "R", is true. Oysters develop sexually in the late spring and spawn usually in June, depending on temperature. After spawning they are very thin and watery because all of their energy goes into reproduction. Following reproduction, the Oysters feed, fatten up and become meaty. They are best in the fall, essentially fattening up for their hibernation in winter. At water temperatures below 50 degrees they stop pumping and over-winter.

## Fly Fish Rhode Island by Kimberly Sullivan

Have you ever watched someone fly fish and wonder how they get the long fishing line to swirl so elegantly above their head? Do you want to know how to catch a beautiful 30 pound striper with a homemade fly? Well, here is your chance to learn the art of fly fishing. The Division of Fish and Wildlife's Aquatic Resource Education program (ARE) is offering its annual *Introduction to Saltwater Fly Fishing* workshop on Saturday, October 18, 2008.



Photo K. Sullivan

For the past 15 years the ARE program has offered Rhode Islanders a chance to learn the basics of fly fishing Rhode Island's marine waters. This 6-hour workshop begins with a short description of the origins of fly fishing, the equipment used, and techniques on how to catch a fish using a fly. After that, highly skilled fly fishing instructors teach the arts of knot tying, fly tying, and fly casting. Then, in only a few short hours you'll be heading to one of

Charlestown's premier fishing areas to test out your new fly and demonstrate your fly fishing abilities. While the course is directed toward the beginner, it is open to anyone wanting to refresh their fly fishing skills.



Photo K. Sullivan

This year the class will be held at the USFWS Kettle Pond Visitor's Center in Charlestown, Rhode Island. Participants will then travel to one of Charlestown's premier fishing areas. Bring your lunch and a pair of waders. All of the equipment and fly tying materials are provided by the ARE program. Families with children over 10 years of age are encouraged to attend. Space is limited so registration is required. Fee is \$40.00 per person. For more information about other programs offered by the Division of Fish and Wildlife's Aquatic Resource Education program please contact Kimberly Sullivan at (401) 789-0281 or [kimberly.sullivan@dem.ri.gov](mailto:kimberly.sullivan@dem.ri.gov).

## Fly Tying Workshop by Kimberly Sullivan



Autumn is right around the corner and while the Strippers are moving out of the bay, the Division of Fish and Wildlife's Aquatic Resource Education program is gearing up for its annual fall fly tying classes. Highly skilled fly tying instructors will be on hand to teach a variety of fly tying techniques to create both fresh and salt water flies. Open to beginner, intermediate, and advanced students, the classes will begin Tuesday, October 21, 2008 and run for 6 consecutive weeks (excluding November 4, 2008) at the North Kingstown Community Center, 7PM - 9PM. All equipment and materials are provided.

It's never too early to start tying your flies for the spring! Join the Aquatic Resource Education program on Tuesday evenings this fall. Space is



Photo K. Sullivan

limited so pre-registration is suggested. The fee is \$6.00/class or \$30.00 for all 6 classes (discount by pre-registration only). For more information and registration packets, please contact Kimberly Sullivan at (401)789-0281 or e-mail [kimberly.sullivan@dem.ri.gov](mailto:kimberly.sullivan@dem.ri.gov).



## CALLING ALL RHODE ISLAND TEACHERS!



The 2008-2009 school year has begun but before settling into the traditional school routine, check out some of our Aquatic Resource Education (ARE) programs for school-aged children. We offer a variety of field trips including *Marine Ecology* at the Jerusalem Coastal Lab and Rose Island, *Freshwater Fishing* at the Carolina Trout Hatchery and in-school programming such as the very popular *Salmon in the Classroom*. Some of our new classroom programs include *Elementary Horseshoe Crab Rearing* and the *Pre-school Traveling Tidepool!* For a more detailed description of school programs offered by the ARE program visit us on the web at [www.dem.ri.gov](http://www.dem.ri.gov). Click on Offices and Divisions, Fish and Wildlife then Freshwater Fisheries for more information.

**Kids Corner!** Presented by the Aquatic Resource Education Program

**Hey kids,  
say FISH!**



The ARE program is preparing a kids fishing calendar for 2009 and we are looking for pictures of YOU! Twelve (12) rod and reel combos will be given to the chosen calendar participants. So, smile and say 'Fish'. Please submit all digital photographs along with mailing address to: Kimberly.Sullivan@dem.ri.gov.

**Animal Word Search** Can you find all of the different animals listed in the word search?

W	L	F	G	L	W	O	R	C	R
O	M	O	O	S	E	S	W	A	N
L	R	U	O	H	C	R	E	P	E
F	B	D	S	N	I	B	O	R	E
S	K	U	N	K	D	A	O	T	B
P	W	C	G	E	R	T	N	A	E
I	A	K	L	B	E	A	V	E	R
D	H	K	T	U	O	R	T	O	G
E	K	A	N	S	X	P	I	K	E
R	A	G	U	O	C	X	N	Y	L

- |        |         |
|--------|---------|
| Ant    | Lynx    |
| Bat    | Loon    |
| Beaver | Moose   |
| Bee    | Muskrat |
| Buck   | Perch   |
| Bug    | Pike    |
| Cougar | Robin   |
| Crow   | Skunk   |
| Duck   | Snake   |
| Elk    | Spider  |
| Frog   | Swan    |
| Grebe  | Toad    |
| Hawk   | Trout   |
| Owl    | Wolf    |

**What's the Difference?**

See if you can find 10 differences between the two pictures of Elk to the left.



**Birdhouse plans**

We have birdhouse plans that are free for anyone interested in building birdhouses. The plans describe how to build a selection of different birdhouses, including houses for Eastern Bluebird, American Robin, House Wren and approximately 29 others. Also included are plans for platforms and nest boxes for several mammals and amphibians. Please call (401) 789-0281 or email Christine.Dudley@dem.ri.gov with your address for your free set of plans.



## Calendar of Events October–December 2008

**October 1—Mainland Archery season begins.** For more details, please see the 2008-2009 RI Hunting and Trapping Abstract at [www.dem.ri.gov](http://www.dem.ri.gov).

**October 1—Wild Turkey season begins, archery only.** Please see the 2008-2009 RI Hunting and Trapping Abstract at [www.dem.ri.gov](http://www.dem.ri.gov) or call 789-0281.

**October 6—RI Marine Fisheries Council.** For more info on monthly meetings, 423-1927 or [www.dem.ri.gov](http://www.dem.ri.gov)

**October 10—Early Waterfowl Season opens.** Waterfowl abstracts can be obtained online at [www.dem.ri.gov](http://www.dem.ri.gov).

**October 11 to 12—Wildlife Rehabilitation Workshop.** Register online at [www.iwrc-online.org](http://www.iwrc-online.org) by Sept 19.

**October 11—Sea Duck Hunting season opens.** Waterfowl abstracts can be obtained online at [www.dem.ri.gov](http://www.dem.ri.gov).

**October 11 to 12—Junior Pheasant Season.** To register call 789-0281.

**October 14—Special Deer Hunting Season for Paraplegics begins for Prudence and Fort Greene.** Call 789-0281 for lottery information.

**October 18—Introduction to Saltwater Fly Fishing, 9am-3pm.** See page 6 for more information.

**October 21— Fall Fly Tying begins 7pm-9pm.** See page 6 for more info.

**October 23—Marine Fisheries Public Hearing, URI Bay Campus, Corless Auditorium, 6 pm.**

**November 1—Trapping season begins for Coyote, Beaver, Mink, Muskrat, Skunk, Raccoon, Fox, Opossum, Rabbit, and Weasel.** For more details, please see the 2008-2009 RI Hunting and Trapping Abstract .

**November 8— Mainland Muzzleloading season begins.** For more details, please see the 2008-2009 RI Hunting and Trapping Abstract at [www.dem.ri.gov](http://www.dem.ri.gov) or call 789-0281.


**November 22—Canada Goose regular hunting season begins.** Waterfowl abstracts can be obtained online at [www.dem.ri.gov](http://www.dem.ri.gov).

**December 6—Mainland Shotgun Season begins** For more details, please see the 2008-2009 RI Hunting and Trapping Abstract at [www.dem.ri.gov](http://www.dem.ri.gov).

**December 1— Trapping Season for Fisher begins.** For more details, please see the 2008-2009 RI Hunting and Trapping Abstract at [www.dem.ri.gov](http://www.dem.ri.gov).

**December 1— RI Marine Fisheries Council, 6pm.** For more info on monthly meetings, 423-1927. [www.dem.ri.gov](http://www.dem.ri.gov).

*This program receives Federal funds from the U.S. Fish and Wildlife Service. Regulations of the U.S. Department of the Interior strictly prohibit unlawful discrimination in departmental Federally Assisted Programs on the basis of race, color, national origin or ancestry, gender, sexual orientation, age, or disability. Any person who believes he or she has been discriminated against in this program, activity, or facility operated by this recipient of Federal assistance should write to:  
The Office for Equal Opportunity, U. S. Department of the Interior, Office of the Secretary, Washington, D. C. 20240*



### **Wild Rhode Island**

*A Quarterly Publication from the Division of Fish and Wildlife*

Oliver Stedman Government Center  
4808 Tower Hill Road  
Wakefield, RI 02879  
(401) 789-3094 TTD 711

### *Thank you!*

Many wonderful people are retiring this year and we will miss them all. We would like to thank the following retirees for their many dedicated years of service to the Division of Fish and Wildlife.

Michael Lapisky, Chief  
Lori Gibson, Supervising Wildlife Biologist  
Joy Borsay, Hunter Safety Ed. Coordinator  
Ricky DeSimone, Asst. District Resource Mgr.  
Hazel Sirr, Technical Staff Assistant  
Ted Diluglio, Sr. Natural Resource Specialist  
Timothy Lynch, Principal Marine Biologist  
Tom Griffiths, Heavy Equipment Operator  
J. Christopher Powell, Principal Marine Biologist

TO:



Wild Rhode Island  
is printed on 100% recycled paper