

Cyanobacteria Monitoring Program 2020 Report  
Summer-Fall 2020

Rhode Island Department of Environmental Management  
Office of Water Resources  
235 Promenade Street  
Providence, Rhode Island 02908



*Barney Pond – August 2020*

## Table of Contents

|                          |           |
|--------------------------|-----------|
| <b>Introduction.....</b> | <b>2</b>  |
| <b>Methods .....</b>     | <b>3</b>  |
| <b>Results.....</b>      | <b>6</b>  |
| <b>Conclusions.....</b>  | <b>9</b>  |
| <b>References.....</b>   | <b>12</b> |
| <b>Appendix A .....</b>  | <b>13</b> |

## **Introduction**

Cyanobacteria (blue-green algae) are microscopic, photosynthetic bacteria naturally found in waterbodies. These organisms either attach to a substrate or float in the water column as individual cells or within colonies. There are many factors that may cause cyanobacteria to experience rapid growth events known as blooms. Such factors include the duration and intensity of sunlight to surface waters, water temperature, excess nutrient load (phosphorus in particular), and other influxes of polluted storm water runoff. Most cyanobacteria produce intracellular toxins which are released into waters when the cells die or are ruptured. This can potentially cause health risks for wildlife, pets, livestock, as well as humans.

The Rhode Island Department of Health (HEALTH) and the Rhode Island Department of Environmental Management (RIDEM) work cooperatively to monitor for the presence of cyanobacteria blooms, evaluate the potential risks to the public, and issue health advisories notifying the public of health concerns. The agencies jointly issue health/recreational advisories when any of the following three guidelines are met:

- Evidence of a visible cyanobacteria scum or mat or lake/pond-wide cyanobacteria bloom.
- Cyanobacteria cell count exceeding 70,000 cells/mL.
- Toxin (Microcystin-LR) level of lysed cells meeting or exceeding 4 ppb ( $\mu\text{g/L}$ ).

Health advisories recommend that individuals avoid all contact with the affected waterbody, including recreational activities such as swimming, boating, or fishing. People are also advised to not eat fish from the affected waterbody or to allow pets to wade in, swim in, or drink untreated water from the affected waters. Health advisories remain in effect for the remainder of what is considered to be the recreation season (until November 1<sup>st</sup>), unless follow-up sampling by a city, town, third party or RIDEM indicate that the advisory can be lifted. However, due to the prolonged warm weather into the fall and winter seasons, all health advisories placed over the summer have remained in place past the normal November 1<sup>st</sup> lifting date.

Health advisories may be lifted after two successive and representative sampling rounds two weeks apart demonstrate no evidence of a cyanobacterial scum or mat, and testing results find cyanobacteria cell counts and toxin levels to be below threshold concentrations. This year, visual surveys were conducted after the end of the recreation season to lift the remaining advisories, but local residents were still advised to exercise caution around these waters.

RIDEM's Office of Water Resources (OWR) receives reports annually about nuisance algal conditions and cyanobacteria blooms from municipal staff, lake and watershed associations, as well as the broader public. From 2011 to 2020, 44 waterbodies have had recreational/health advisories issued with an average of approximately 15 waterbodies per year. Twelve of the 44 waterbodies are public drinking water supplies and nearly all the remaining waterbodies have a public boat/canoe launch, are routinely used for recreational activities, or have a well-known public access point.

In 2017 and 2018, RIDEM OWR received an EPA Multi-Purpose Grant allowing for biweekly cyanobacteria monitoring of 32 waterbodies throughout the state during the field seasons. While

this funding was not available for 2019, RIDEM OWR was able to once again secure the grant for 2020 and continue monitoring 21 waterbodies. This report provides a summary of the results of the 2020 cyanobacteria monitoring program.

## **Methods**

RIDEM's Quality Assurance Project Plan (QAPP) describes in detail the field and analytical methods and quality assurance/quality control procedures related to this sampling program. The QAPP ("Rhode Island Freshwater Harmful Algal Bloom Monitoring") is available at DEM's Providence office.

In 2020, RIDEM OWR conducted routine biweekly cyanobacteria monitoring of 21 waterbodies from early June to late November (Table 1). These waterbodies were selected for monitoring at the start of the 2020 season due to having a history of frequent cyanobacteria blooms in previous years. Additional monitoring was done in response to calls from the public, municipal staff, watershed associations, or other RIDEM staff about potential cyanobacteria blooms.

During each visit a fieldsheet was filled out and photographs were taken, regardless of whether or not a bloom was observed. The fieldsheet documented information about location, extent and physical appearance of the bloom, weather conditions, and any active recreation occurring at the waterbody.

If a bloom was observed during a visit, one or more samples were collected following the procedure outlined in the QAPP. Samples were collected from the shoreline with the aid of a sampling stick from the densest portion of the bloom. Typically, monitoring and sample collection occurred at public access points on each pond. If no public access was available, monitoring and sample collection were done from a secondary access location or through permission of a private owner. Monitoring and sampling locations for each waterbody are listed in Table 1.

Samples were sent to the Rhode Island State Health Laboratory for cyanotoxin analysis and identification/enumeration by colony count of cyanobacteria genera. The cyanotoxins identified by the lab are listed in Table 2, and the cyanobacteria genera are listed in Table 3, along with the thresholds for issuing an advisory. RIDEM OWR staff estimated cyanobacteria cell counts from colony counts using conversion factors provided in Hartman and Graffius (1960). Cyanotoxin concentration, colony count, cell count estimation, and visual appearance were evaluated by RIDEM OWR and HEALTH and an advisory was issued if any of the previously mentioned thresholds were met. If an advisory was issued for a waterbody as a result of a response visit, the waterbody was subsequently added to the routine biweekly monitoring schedule. Follow-up sampling to lift advisories was conducted when possible.

**Table 1.** List of Waterbodies Evaluated for Cyanobacteria Blooms.

| Sampling Program   | Name                  | Town            | Waterbody ID   | Primary Access   |
|--------------------|-----------------------|-----------------|--|--|
| Screening Level    | Almy Pond             | Newport         | RI0010047L-01  | Access off Coggeshell Ave on South side  |
|                    | Blackamore Pond       | Cranston        | RI0006018L-06  | Access off Winter Ave  |
|                    | Carbuncle Pond        | Coventry        | RI0005011L-01  | Access via state entrance off Plainfield Pike  |
|                    | Cunliff Lake-RWP      | Providence      | RI0006017L-05  | Access at Trailhead parking area   |
|                    | Deep Spring Lake-RWP  | Providence      | RI0006017L-05  | Access across road from parking area at Cunliff  |
|                    | Edgewood lake-RWP     | Providence      | RI0006017L-05  | Access on east side of FC Greene Memorial Blvd   |
|                    | Elm Lake- RWP         | Providence      | RI0006017L-05  | Access on South side of FC Greene Memorial Blvd  |
|                    | J.L. Curran Reservoir | Cranston        | RI0006016L-02  | Access area off Seven Mile Rd (boat Launch area)   |
|                    | Mashapaug Pond        | Providence      | RI0006017L-06  | Access from boat launch near baseball field at end of Access Rd or Providence Boating Center |
|                    | Melville Ponds        | Portsmouth      | RI0007029R-04  | Access near elementary school at fishing dock  |
|                    | Omega Pond            | East Providence | RI0004009L-03  | Access from private home off of Roger Williams Ave   |
|                    | Pleasure Lake- RWP    | Providence      | RI0006017L-05  | Access off Natural History Ave   |
|                    | Polo Lake-RWP         | Providence      | RI0006017L-05  | Access from North side of FC Greene Memorial Blvd  |
| Roosevelt Lake-RWP | Providence            | RI0006017L-05   | Access off FC Greene Memorial Blvd                     |  |
| Slack Reservoir    | Smithfield-Johnston   | RI0002007L-03   | Access at public beach off Green Lake Dr or Terrace Dr |  |

|                |                              |                 |                     |   |
|----------------|------------------------------|-----------------|---------------------|---|
|                | Spectacle Pond               | Cranston        | RI0006017L-07       | Access at end of Midwood St on south end of pond  |
|                | Stafford Pond                | Tiverton        | RI0007037L-01       | Access at DEM Boat Ramp or Pelletier Ln   |
|                | Ten Mile River               | East Providence | RI0004009R-01B      | Access at Turner Reservoir Loop Trailhead parking lot   |
|                | Turner Reservoir             | Rumford         | RI0004009L-01B      | Access off of Newman Ave (route 152) bridge or along Bridgham Farm walking area off of Bridgham Farm Rd |
|                | Warwick Pond                 | Warwick         | RI0007024L-02       | Access at boat launch or park off of Edgehill Rd on east side of pond                                   |
|                | Willow Lake- RWP             | Providence      | RI0006017L-05       | Access near bridge or paddle boat rentals   |
| Response Level | Barber Pond                  | South Kingstown | RI0008039L-14       | Access from boat ramp off of Barbers Pond Rd  |
|                | Barney Pond                  | Lincoln         | RI0003008L-02       | Access off Grandview Ave  |
|                | Barrington Pond – 95L        | Barrington      | None [Private Pond] |   |
|                | Carls Pond                   | Cumberland      | RI0001006L-08       | Access from Jencks Rd   |
|                | Bleachery Pond               | East Greenwich  | None                | Access from Kenyon Ave  |
|                | Butterfly Pond               | Lincoln         | None                | Access from Great Rd  |
|                | Georgiaville Pond            | Smithfield      | RI0002007L-02       | Access from public beach off of Stillwater Rd   |
|                | Hawkins Pond                 | Greenville      | RI0002007L-01       | Access off Winsor Ave   |
|                | Johnson’s Pond               | Coventry        | RI0006013L-01       | Access off Old Flat River Road, Indian Trail, and Waters Edge Family Campground                         |
|                | Little Pond                  | Warwick         | RI0007024L-01       | Access behind Warwick Veterans Junior High School, off of Albert Rd                                     |
|                | Westerly Pond [Private Pond] | Westerly        | None                | Access from private residence on Littlebrook Rd   |

|  |                    |                  |               |  |
|--|--------------------|------------------|---------------|--|
|  | Little Wash Pond   | South Kingstown  | RI0010043L-06 | Access off rt. 1 near Hale House                             |
|  | Scott Pond         | Lincoln          | RI0001003L-01 | Access behind Saylesville Fire Station off Chapel Ln         |
|  | Sylvestre Pond     | Woonsocket       | None          | Access from John R. Deon Athletic Field off RI-122           |
|  | Wenscott Reservoir | North Providence | None          | Access across from the Twin Rivers Building off Douglas Pike |

**Table 2:** List of cyanotoxins analyzed and advisory threshold level.

| Toxin               | Threshold for Issuance of Advisory |
|---------------------|------------------------------------|
| Total Microcystins* | 4.0 µg/L                           |
| Cylindrospermopsin  | None Defined                       |
| Anatoxin            |                                    |
| Nodularin           |                                    |

\*: Most common toxin found in samples.

**Table 3:** List of cyanobacteria genera identified by the State Health Laboratory.

| Genera                    | Threshold for Issuance of Advisory    |
|---------------------------|---------------------------------------|
| <i>Anabaena</i> *         | 70,000 cells/mL (total cyanobacteria) |
| <i>Aphanizonmenon</i>     |                                       |
| <i>Chlorella</i>          |                                       |
| <i>Cylindrospermopsis</i> |                                       |
| <i>Microcystis</i> *      |                                       |
| <i>Nodularia</i>          |                                       |
| <i>Planktothrix</i> *     |                                       |
| <i>Woronichina</i>        |                                       |

\*: Most common genera found in samples.

## **Results**

Routine cyanobacteria monitoring occurred biweekly from June through October, resulting in approximately 8 visits to each of the pre-chosen waterbodies. Additional visits were conducted on 15 occasions in response to calls from citizens, town managers, environmental organizations, or other RIDEM field staff about potential blooms (Table 4). Starting in November, sampling ceased, except for visual surveys that were conducted to lift advisories still in effect at the end of the recreational season.

**Table 4: 2020 Response Visits**

| <b>Waterbody</b>                               | <b>Date</b> | <b>Source of call</b> | <b># of Samples collected</b> | <b>Advisory Issued</b>      |
|--|-------------|-----------------------|-------------------------------|-----------------------------|
| Barber Pond                                    | 9/2/2020    | Resident              | 1                             | Yes: 9/4/2020               |
| Barney Pond                                    | 7/30/2020   | DEM Intern            | 1                             | No                          |
| Barney Pond                                    | 8/19/2020   | Resident              | 1                             | Yes: 8/21/2020              |
| Barrington – 95L Drive (Private Pond)          | 7/10/2020   | Resident              | 1                             | Informal – Residents Warned |
| Bleachery Pond                                 | 7/30/2020   | DEM Intern            | 1                             | No                          |
| Butterfly Pond                                 | 8/25/2020   | Resident              | 1                             | No                          |
| Carls Pond                                     | 9/15/2020   | Resident              | 1                             | No                          |
| Hawkins Pond                                   | 8/4/2020    | Resident              | 1                             | No                          |
| Johnson’s Pond                                 | 6/18/2020   | Resident              | 1                             | No                          |
| Littlebrook Road (Private Pond)                | 7/10/2020   | Resident              | 1                             | Informal – Residents Warned |
| Little Pond [Westerly]                         | 9/2/2020    | Resident              | 1                             | No                          |
| Little Wash Pond                               | 8/25/2020   | Resident              | 1                             | No                          |
| Little Wash Pond                               | 9/29/2020   | Resident              | 1                             | Informal – Signage Posted   |
| Scott Pond                                     | 8/25/2020   | Resident              | 1                             | No                          |
| Stirling Drive – North Scituate (Private Pond) | 8/31/2020   | Resident              | 2                             | No                          |
| Sylvestre Pond                                 | 8/7/2020    | Resident              | 1                             | No                          |
| Wenscott Reservoir                             | 10/16/2020  | DEM Intern            | 1                             | Yes: 10/19/2020             |

The field visits led to the issuance of 19 recreational advisories for cyanobacteria blooms, 16 of which were a result of routine monitoring (Table 5). Response visits resulted in the issuance of 3 advisories. The majority of the advisories were issued based on visual appearance and exceedance of the cell count threshold.

A total of 88 cyanobacteria samples were collected from 36 waterbodies throughout the state. Of the 88 samples, 72 were collected to support initial issuance of an advisory while 16 were collected as follow-up samples in an effort to lift the advisories. Requirements to lift an advisory were met for Barber Pond, Barney Pond, Georgiaville Pond, Slack Reservoir, and Stafford Pond, in which 2 samples collected 2 weeks apart exhibited toxin levels and cell counts below the advisory thresholds.



**Table 5:** List of confirmed cyanobacteria blooms throughout the 2020 monitoring season.

| <b>Waterbody</b>                      | <b>Town</b>         | <b>Date Advisory Posted</b> | <b>Date Advisory Lifted</b> | <b>Basis for Advisory</b>      | <b>Screening or Response Visit</b> |
|---------------------------------------|---------------------|-----------------------------|-----------------------------|--------------------------------|------------------------------------|
| Almy Pond                             | Newport             | 6/24/2020                   | 12/31/2020                  | Cell Count                     | Screening                          |
| Barber Pond                           | South Kingstown     | 9/4/2020                    | 11/25/2020                  | Visual/Cell Count              | Response                           |
| Barney Pond                           | Lincoln             | 8/21/2020                   | 11/10/2020                  | Visual/Cell Count              | Response                           |
| Blackamore Pond                       | Cranston            | 9/4/2020                    | 12/07/2020                  | Visual/Cell Count              | Screening                          |
| Edgewood Lake - RWP                   | Providence          | 9/25/2020                   | 12/07/2020                  | Cell Count                     | Screening                          |
| Elm Lake - RWP                        | Providence          | 9/10/2020                   | 12/07/2020                  | Visual/Cell Count              | Screening                          |
| Georgiaville Pond                     | Smithfield          | 7/8/2020                    | 9/2/2020                    | Cell Count                     | Screening                          |
| J.L. Curran Reservoir [Upper Section] | Cranston            | 7/24/2020                   | 12/07/2020                  | Cell Count                     | Screening                          |
| Mashapaug Pond                        | Providence          | 9/28/2020                   | 12/31/2020                  | Visual                         | Screening/Response                 |
| Melville Pond (Upper)                 | Portsmouth          | 8/20/2020                   | 12/31/2020                  | Toxin Levels/Cell Count        | Screening                          |
| Melville Pond (Lower)                 | Portsmouth          | 10/22/2020                  | 12/31/2020                  | Visual                         | Screening                          |
| Pleasure Lake - RWP                   | Providence          | 9/25/2020                   | 12/07/2020                  | Visual                         | Screening                          |
| Polo Lake - RWP                       | Providence          | 10/9/2020                   | 12/07/2020                  | Toxin Levels/Cell Count        | Screening                          |
| Roosevelt Lake - RWP                  | Providence          | 10/9/2020                   | 12/31/2020                  | Cell Count                     | Screening                          |
| Slack Reservoir                       | Smithfield/Johnston | 8/14/2020                   | 9/18/2020                   | Toxin Levels/Cell Count        | Screening                          |
| Spectacle Pond                        | Cranston            | 9/10/2020                   | 12/07/2020                  | Visual/Toxin Levels/Cell Count | Screening                          |
| Stafford Pond                         | Tiverton            | 7/16/2020                   | 8/20/2020                   | Cell Count                     | Screening                          |
| Willow Lake - RWP                     | Providence          | 6/25/2020                   | 12/07/2020                  | Cell Count                     | Screening                          |
| Wenscott Reservoir                    | North Providence    | 10/19/2020                  | 12/07/2020                  | Cell Count                     | Response                           |

The lowest detected cyanobacteria colony count was 230 colonies/mL in Carbuncle Pond and the highest detected colony count was 3,976,000 colonies/mL in Wenscott Reservoir. The cell count threshold was exceeded in 26 samples from 22 different waterbodies (Table 6).

Most samples had a total microcystin concentration less than the reporting limit (1.0 ug/L), while six samples had total microcystin concentrations that exceeded the threshold for issuing an advisory. These samples were collected from Barrington Pond (360 ug/L), Littlebrook Road Pond (71 ug/L), Upper Melville Pond (6.3 ug/L), Slack Reservoir (260 ug/L), Spectacle Pond (14 ug/L), and Westerly Pond (71 ug/L), all of which resulted in recreational advisories. Potentially toxigenic species, *Anabaena*, *Aphanizomenon*, *Microcystis*, *Planktothrix*, and *Woronichina* were identified in 69 of the 88 samples collected.

**Table 6.** Distribution of Total microcystin concentration in samples

|              | Total Microcystin concentration (ug/L) |           |       |
|--------------|--|-----------|-------|
|              | Non-detect (< 1.0)                     | 1.0 - 4.0 | ≥ 4.0 |
| # of samples | 77                                     | 5         | 6*    |

\* Barrington Pond 95L [Private], Westerly Pong [Private – Littlebrook Road], Polo Lake [RWP], Upper Melville Pond, Slack Reservoir, and Spectacle Pond.

**Table 7.** Cell count distribution in samples

|              | Cell Count Estimation (cells/mL) |            |          |
|--------------|----------------------------------|------------|----------|
|              | Non-detect (< 1.0)               | 1 - 69,999 | ≥ 70,000 |
| # of samples | 18                               | 44         | 26       |

## Conclusions

The results for 2020 demonstrate the importance of conducting continued cyanobacteria monitoring throughout the recreational season as 16 of the 19 advisories in 2020 resulted from routine monitoring efforts. Prior to 2017, RIDEM only conducted cyanobacteria field visits in response to calls from the public. Public involvement and awareness are still crucial to identifying problematic cyanobacteria blooms, but relying solely on the public to report blooms would result in many blooms going undetected which would increase the potential for cyanobacteria-related illnesses in local residents.

Follow-up sampling conducted this season for the purpose of lifting advisories highlights the complicated nature of cyanobacteria blooms. On some ponds, blooms subsided then re-emerged over periods of days or weeks. On some occasions cell counts remained elevated after the visual appearance of the bloom had subsided. Consequently, only five sets of follow up samples from Barber Pond, Barney Pond, Georgiaville Pond, Stafford Pond, and Slack Reservoir resulted in the lifting of advisories in 2020.

Estimation of cell counts from colony counts using conversion factors from Hartmann and Graffius (1960) was used for issuing advisories in 2020, with 19 advisories issued solely on cell count estimations exceeding the threshold. Since there is no criteria for issuing an advisory based on colony counts, estimating cell counts from colony counts allows for more thorough identification of potentially harmful blooms.

There are several differences in the monitoring results from 2019 to 2020, which partially reflects the increased funding received this year compared to 2019. In 2019, 7.9% (3 out of 38) of samples exceeded the total microcystin threshold, compared to 6.8% (6 out of 88) in 2020 (Figure 1). In both years, Slack Reservoir had the highest total microcystin concentration of all samples, however it was substantially higher in 2020 at 260 ug/L compared to 50 ug/L in 2019.

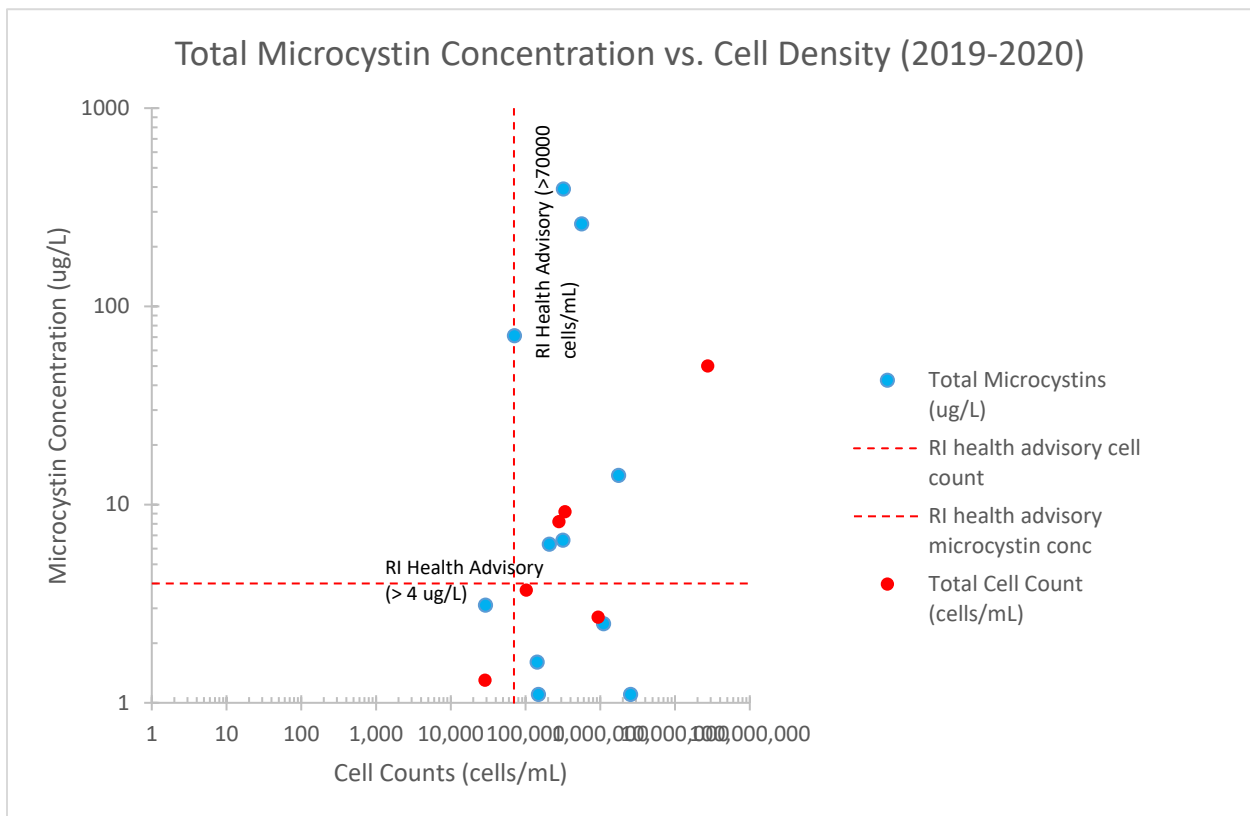


Figure 1: Total microcystin concentration vs. cell density estimations in 2017-2020. Non-detect data not included.

*Woronichina* was the predominant genera of cyanobacteria across all sampling results in both 2019 and 2020 (Figures 2 and 3). *Anabaena* was the second highest genera in 2020 at 28% of the total.

In 2020, RIDOH started making the distinction between single filament, and bundled *Aphanizomenon*, which is important to note due to the different conversion factors that come with each. This is an important distinction because the difference in these conversion factors could make the difference between issuing or not issuing an advisory. These results demonstrate the degree of variation in cyanobacteria blooms from year to year and the difficulties associated with predicting blooms.

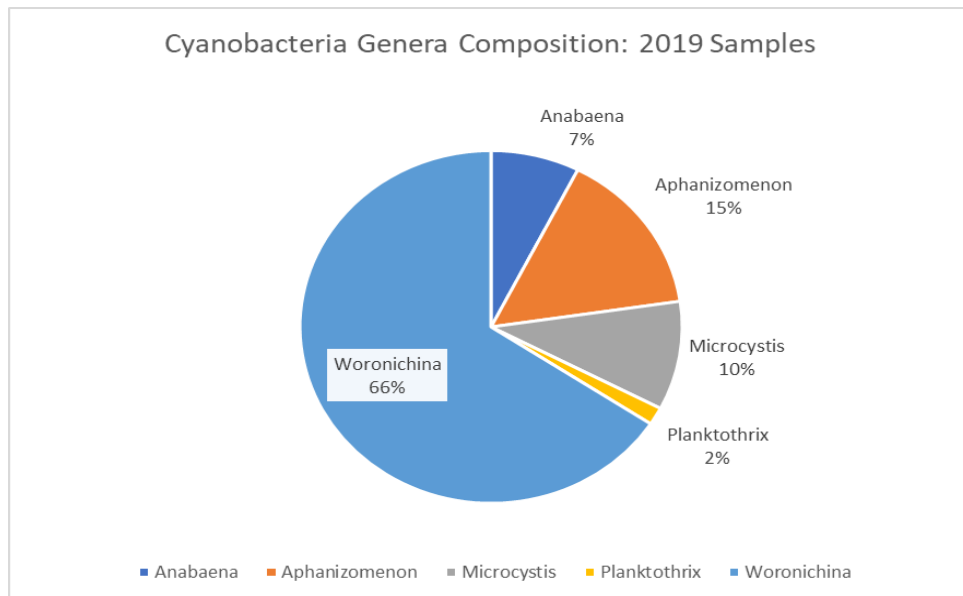


Figure 2. Percentage of each genera of cyanobacteria based on all samples analyzed.

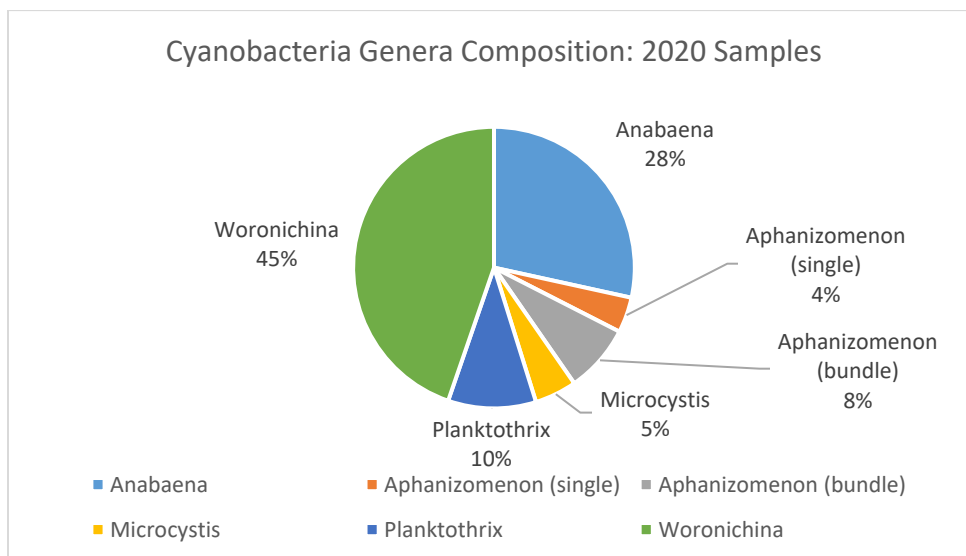



Figure 3. Percentage of each genera of cyanobacteria based on all samples analyzed.

## **References**

Hartman RT, Graffius JH (1960) Quantitative seasonal changes in the phytoplankton communities of Pymatuning Reservoir. *Ecology* 41(2): 334-340

**Appendix A**


**Table 1:** Results for cyanobacteria monitoring of Almy Pond in 2020.

| <b>Almy Pond</b> |   |  |   |   |  |
|------------------|---|--|---|---|--|
| <b>Date</b>      | <b>Observations</b>   | <b>Toxin Levels (ug/L)</b>                 | <b>Colony Count (colonies/mL)</b>                         | <b>Cell Count Conversion (cells/mL)</b>   | <b>Photograph: June 23<sup>rd</sup>, 2020</b>  |
| 06/23/20*        | Green discoloration/bubbles. High turbidity. Exceed cell count possible.                    | All < 1                                    | Anabaena: 9800<br>Aphanizomenon: 2200<br>Microcystis: 30  | Anabaena: 225,400<br>Aphanizomenon: 616,000<br>Microcystis: 4,200<br><br><b>Total: 845,600</b>    |  |
| 07/08/20         | New access found.   | Anatoxin: 16<br><br>Total Microcystins: <1 | Anabaena: 8000<br>Aphanizomenon: 7400<br>Microcystis: 100 | Anabaena: 184,000<br>Aphanizomenon: 2,072,000<br>Microcystis: 4200<br><br><b>Total: 2,270,000</b> |  |
| 07/22/20         | Checked river outflow to private beach.   | No Sample Taken                            | No Sample Taken   | No Sample Taken   |  |
| 08/17/20         | No sample taken as bloom appeared to have no visible change from last site visit.           | No Sample Taken                            | No Sample Taken   | No Sample Taken   |  |
| 08/25/20         | No visible improvement from last visit.   | No Sample Taken                            | No Sample Taken   | No Sample Taken   |  |
| 09/09/20         | Advisory still in place, no improvement in conditions. Bloom appears worse from last visit. | No Sample Taken                            | No Sample Taken   | No Sample Taken   |  |
| 09/22/20         | Slight improvement from last visit. Surface mat dissipated, water still very green.         | No Sample Taken                            | No Sample Taken   | No Sample Taken   |  |
| 10/6/2020        | No improvement in water conditions. Surface mat has reappeared from last visit.             | No Sample Taken                            | No Sample Taken   | No Sample Taken   |  |

|   |  |                                |                                |                                |  |
|---|--|--------------------------------|--------------------------------|--------------------------------|--|
| 10/21/2020                                  | Surface scum reappeared, highly pervasive across entire pond, much worse from last visit.                                  | No Sample Taken                | No Sample Taken                | No Sample Taken                |  |
| 10/21/2020 [Outfall to Spouting Rock Beach] | Water flowing from Almy into outfall, into the beach. Sample collected to see if any toxins may be washing into the beach. | All < 1                        | No Colonies Detected           | No Colonies Detected           |  |
| 12/02/2020                                  | Surface scum has dissipated, turbidity high, green hue to water has cleared. Overall significant improvement in conditions | No Sample Taken; Visual Survey | No Sample Taken; Visual Survey | No Sample Taken; Visual Survey |  |
| 01/04/2021                                  | Great reduction in green coloration of water. Turbidity high, but no signs of major cyano bloom.                           | No Sample Taken; Visual Survey | No Sample Taken; Visual Survey | No Sample Taken; Visual Survey |  |

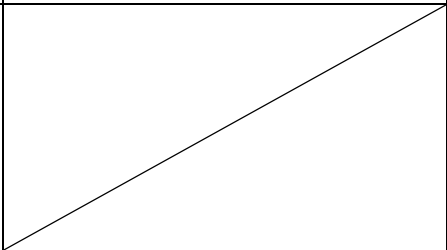
\*: Health Advisory Issued; **Exceedance of Threshold.**

**Table 2:** Results for cyanobacteria monitoring of Barber Pond in 2020.

| Barber Pond |                                    |                     |   |  |   |
|-------------|------------------------------------|---------------------|---|--|---|
| Date        | Observations                       | Toxin Levels (ug/L) | Colony Count (colonies/mL)                | Cell Count Conversion (cells/mL)   | Photograph: September 2 <sup>nd</sup> , 2020  |
| 09/02/20*   | People fishing from canoes/kayaks. | All < 1             | Woronichinia: 10<br>Planktothrix: 100,000 | Planktothrix: 2,800,000<br>Woronichinia: 2500<br><b>Total: 2,802,500</b> |  |
| 11/09/2020  | Water appeared very clear.         | All < 1             | Planktothrix: 10                          | Planktothrix: 280<br><b>Total: 280</b>                                   |   |
| 11/24/2020  | Water appeared clear               | All < 1             | No Colonies Detected                      | No Colonies Detected   |   |


\*: Health Advisory Issued; **Exceedance of Threshold**

**Table 3:** Results for cyanobacteria monitoring of Barrington Pond – 95L (Private) in 2020.

| Barrington Pond – 95L |  |   |                            |  |   |
|-----------------------|--|---|----------------------------|--|---|
| Date                  | Observations   | Toxin Levels (ug/L)                                 | Colony Count (colonies/mL) | Cell Count Conversion (cells/mL)                   | Photograph:   |
| 07/10/20*             | Response visit. Bloom present along shore, extending into center of pond. Strong odor. | Anatoxin: < 1<br><br>Total Microcystins: <b>390</b> | Microcystins : 2300        | Microcystins: 322,000<br><br><b>Total: 322,000</b> |  |

\*: Exceedance of Threshold


**Table 4:** Results for cyanobacteria monitoring of Barney Pond in 2020.

| Barney Pond |  |  |  |   |   |
|-------------|--|--|--|---|---|
| Date        | Observations   | Toxin Levels (ug/L)                          | Colony Count (colonies/mL)                           | Cell Count Conversion (cells/mL)  | Photograph: August 19 <sup>th</sup> , 2020  |
| 07/30/20    | -  | All < 1                                      | Anabaena: 1800                                       | Anabaena: 41,400<br><br><b>Total: 41,400</b>  |  |
| 08/19/20*   | Entirety of pond has pea-soup green appearance, with large quantities of algae present on surface along shoreline. | Anatoxin: < 1<br><br>Total Microcystins: 1.6 | Anabaena: 5000<br>Microcystis: 80<br>Woronichina: 70 | Anabaena: 115,000<br>Planktothrix: 11,200<br>Woronichina: 17,500<br><br><b>Total: 143,700</b> |   |
| 10/28/20    | Water appeared clear.  | All < 1                                      | No Colonies Detected                                 | No Colonies Detected  |   |
| 11/09/2020  | Slight turbidity/green hue to water. Watermeal floating on surface.  | All < 1                                      | No Colonies Detected                                 | No Colonies Detected  |   |

\*: Health Advisory Issued; Exceedance of Threshold.




**Table 5:** Results for cyanobacteria monitoring of Blackamore Pond in 2020.


| <b>Blackamore Pond</b> |  |                                |  |  |  |
|------------------------|--|--------------------------------|--|--|--|
| <b>Date</b>            | <b>Observations</b>  | <b>Toxin Levels (ug/L)</b>     | <b>Colony Count (colonies/mL)</b>  | <b>Cell Count Conversion (cells/mL)</b>  | <b>Photograph: September 8<sup>th</sup>, 2020</b>                                    |
| 06/24/20               | Clear water, some lily pads on surface.                                | No Sample Taken                | No Sample Taken  | No Sample Taken  |  |
| 07/07/20               | No blooms near access.   | No Sample Taken                | No Sample Taken  | No Sample Taken  |  |
| 07/21/20               | -  | No Sample Taken                | No Sample Taken  | No Sample Taken  |  |
| 08/12/20               | Water clear, no bloom visible on pond.                                 | No Sample Taken                | No Sample Taken  | No Sample Taken  |  |
| 08/26/20               | -  | No Sample Taken                | No Sample Taken  | No Sample Taken  |  |
| 09/02/20*              | -  | All < 1                        | Anabaena: 140<br>Microcystis: 150<br>Woronichina: 180<br>Aphanizomenon: 4700 | Anabaena: 3,220<br>Aphanizomenon: 131,600<br>Microcystis: 21,000<br>Woronichina: 45,000<br><br><b>Total: 200,820</b> |  |
| 09/08/20               | No improvement noticed.  | No Sample Taken                | No Sample Taken  | No Sample Taken  |  |
| 09/23/20               | Surface mat reduced, pea-soup coloration still highly green.           | No Sample Taken                | No Sample Taken  | No Sample Taken  |  |
| 10/07/2020             | Surface mat dissipated, water still green.                             | No Sample Taken                | No Sample Taken  | No Sample Taken  |  |
| 10/20/2020             | Slight, subtle streaks on surface, some oily/shiny surface coloration. | No Sample Taken                | No Sample Taken  | No Sample Taken  |  |
| 12/02/2020             | Bloom appears gone. Water clarity clear.                               | No Sample Taken; Visual Survey | No Sample Taken; Visual Survey   | No Sample Taken; Visual Survey   |  |

\*: Health Advisory Issued; **Exceedance of Threshold**


**Table 6:** Results for cyanobacteria of Bleachery Pond in 2020.

| Bleachery Pond |  |                     |                            |                                  |   |
|----------------|--|---------------------|----------------------------|----------------------------------|---|
| Date           | Observations   | Toxin Levels (ug/L) | Colony Count (colonies/mL) | Cell Count Conversion (cells/mL) | Photograph: July 30 <sup>th</sup> , 2020  |
| 07/30/20       | Sample taken from end of pond, near mill past Walker st. | All < 1             | No colonies detected       | No colonies detected             |  |

**Table 7:** Results for cyanobacteria of Butterfly Pond in 2020.

| Butterfly Pond |   |                     |                            |                                  |  |
|----------------|---|---------------------|----------------------------|----------------------------------|--|
| Date           | Observations                                  | Toxin Levels (ug/L) | Colony Count (colonies/mL) | Cell Count Conversion (cells/mL) | Photograph:  |
| 08/25/20       | Unsure if green vegetation is plant or algae. | All < 1             | No colonies detected.      | No colonies detected.            |  |

**Table 8:** Results for cyanobacteria monitoring of Carbuncle Pond in 2020.

| Carbuncle Pond |  |                     |                            |                                    |   |
|----------------|--|---------------------|----------------------------|------------------------------------|---|
| Date           | Observations   | Toxin Levels (ug/L) | Colony Count (colonies/mL) | Cell Count Conversion (cells/mL)   | Photograph: October 7 <sup>th</sup> , 2020  |
| 06/24/20       | Some floating leaves. Water clear for a few feet.              | No Sample Taken     | No Sample Taken            | No Sample Taken                    |  |
| 07/07/20       | Fish swimming, mostly clear. Some green algae.                 | All < 1             | Anabaena: 10               | Anabaena: 230<br><b>Total: 230</b> |   |
| 07/21/20       | Fishing dock, boating ramp, beach area.                        | No Sample Taken     | No Sample Taken            | No Sample Taken                    |   |
| 08/12/20       | Water was clear at both the state boat ramp, and fishing dock. | No Sample Taken     | No Sample Taken            | No Sample Taken                    |   |
| 08/26/20       | Water appeared clear.  | No Sample Taken     | No Sample Taken            | No Sample Taken                    |   |

|            |   |                 |                    |   |
|------------|---|-----------------|--------------------|---|
| 09/08/20   | Pea-soup appearance was light, but overall turbidity of water noticeably worse from last visit. | All < 1         | Aphanizomenon: 660 | Aphanizomenon: 18,480<br><b>Total: 18,480</b> |
| 09/23/20   | Water slightly turbid, but no indication of cyano bloom.  | No Sample Taken | No Sample Taken    | No Sample Taken                               |
| 10/07/20   | Water clear.  | No Sample Taken | No Sample Taken    | No Sample Taken                               |
| 10/20/2020 | Water mostly clear, slight turbidity.   | No Sample Taken | No Sample Taken    | No Sample Taken                               |



**Table 9:** Results for cyanobacteria monitoring of Central Pond in 2020.


| <b>Central Pond</b>          |  |                            |                                   |   |   |
|------------------------------|--|----------------------------|-----------------------------------|---|---|
| <b>Date</b>                  | <b>Observations</b>  | <b>Toxin Levels (ug/L)</b> | <b>Colony Count (colonies/mL)</b> | <b>Cell Count Conversion (cells/mL)</b> | <b>Photograph: August 13<sup>th</sup>, 2020</b> |
| 06/23/20                     | -  | No Sample Taken            | No Sample Taken                   | No Sample Taken                         |   |
| 07/07/20                     | Surface green algae.   | No Sample Taken            | No Sample Taken                   | No Sample Taken                         |   |
| 07/22/20                     | Duckweed/watermeal concentrated near shore.                            | No Sample Taken            | No Sample Taken                   | No Sample Taken                         |   |
| 08/13/20                     | Water clear with clusters of watermeal floating on surface near shore. | No Sample Taken            | No Sample Taken                   | No Sample Taken                         |   |
| 08/13/20<br>[North Cove]     | Water was a cloudy green hue.  | All < 1                    | No colonies detected.             | No colonies detected.                   |   |
| 08/13/20<br>[Northeast Cove] | -  | All < 1                    | No colonies detected.             | No colonies detected.                   |   |
| 08/25/20                     | Water clear w/ presence of vegetation.                                 | No Sample Taken            | No Sample Taken                   | No Sample Taken                         |   |
| 09/09/20                     | Water appeared clear w/ some   | No Sample Taken            | No Sample Taken                   | No Sample Taken                         |   |

|            |   |                 |                 |                 |  |
|------------|---|-----------------|-----------------|-----------------|--|
|            | surface vegetation present.                                       |                 |                 |                 |  |
| 09/22/20   | Water clear, sizable green algae bloom off bridge.                | No Sample Taken | No Sample Taken | No Sample Taken |  |
| 10/06/20   | Water clear, some duckweed on water's surface.                    | No Sample Taken | No Sample Taken | No Sample Taken |  |
| 10/21/2020 | Large quantities of water meal on surface, water slightly turbid. | No Sample Taken | No Sample Taken | No Sample Taken |  |

**Table 10:** Results for cyanobacteria monitoring of Carls Pond in 2020.

| Carls Pond |   |                          |  |  |             |
|------------|---|--------------------------|--|--|-------------|
| Date       | Observations  | Toxin Levels (ug/L)      | Colony Count (colonies/mL)                               | Cell Count Conversion (cells/mL)                         | Photograph: |
| 09/15/20   | Sample taken for analysis in OWR sample center, will be given to DOH if deemed necessary. | Sample not given to DOH. | Sample not given to DOH. No cyano seen under microscope. | Sample not given to DOH. No cyano seen under microscope. |             |


**Table 11:** Results for cyanobacteria monitoring of Cunliff Lake (RWP) in 2020.

| Cunliff Lake |  |                     |  |   |   |
|--------------|--|---------------------|--|---|---|
| Date         | Observations   | Toxin Levels (ug/L) | Colony Count (colonies/mL)   | Cell Count Conversion (cells/mL)  | Photograph: August 26 <sup>th</sup> 2020  |
| 07/21/20     | Clear water, submerged vegetation.                     | No Sample Taken     | No Sample Taken  | No Sample Taken   |  |
| 08/26/20     | Pea-soup green appearance seems worse from last visit. | All < 1             | Anabaena: 190<br>Aphanizomenon (bundle): 30<br>Microcystis: 30<br>Planktothrix: 600<br>Aphanizomenon (single): 340 | Anabaena: 4,370<br>Aphanizomenon (single): 9,520<br>Aphanizomenon (bundle): 8,400<br>Microcystis: 4,200<br>Planktothrix: 16,800 |   |




|            |  |                 |                 |                      |  |
|------------|--|-----------------|-----------------|----------------------|--|
|            |  |                 |                 | <b>Total: 43,290</b> |  |
| 09/08/20   | Water improved from last visit. Color improved as well as clarity. | No Sample Taken | No Sample Taken | No Sample Taken      |  |
| 09/23/20   | Water turbid, no green appearance/surface mat visible.             | No Sample Taken | No Sample Taken | No Sample Taken      |  |
| 10/07/20   | No change from last visit.   | No Sample Taken | No Sample Taken | No Sample Taken      |  |
| 10/20/2020 | Water clear.   | No Sample Taken | No Sample Taken | No Sample Taken      |  |

**Table 12:** Results for cyanobacteria monitoring of Deep Spring Lake (RWP) in 2020.

| Deep Spring Lake |   |                     |   |   |  |
|------------------|---|---------------------|---|---|--|
| Date             | Observations  | Toxin Levels (ug/L) | Colony Count (colonies/mL)                                    | Cell Count Conversion (cells/mL)  | Photograph: August 26 <sup>th</sup> , 2020   |
| 07/21/20         | Turbidity, submerged vegetation.  | All < 1             | Anabaena: 80<br>Aphanizomenon (bundle): 60<br>Microcystis: 10 | Anabaena: 1,840<br>Aphanizomenon (bundle): 16,800<br>Microcystis: 1,400<br><br><b>Total: 20,040</b> |  |
| 09/08/20         | Water appeared free from blooms. Same turbidity, but no discoloration indicating cyano bloom. | No Sample Taken     | No Sample Taken   | No Sample Taken   |  |
| 09/23/20         | Pea-soup appearance worse from last visit.  | All < 1             | Microcystis: 30<br>Aphanizomenon: 20                          | Aphanizomenon (single): 560<br>Microcystis: 4,200<br><br><b>Total: 4,760</b>                        |  |
| 10/07/20         | No change from last visit.  | No Sample Taken     | No Sample Taken   | No Sample Taken   |  |
| 10/20/2020       | Water clear.  | No Sample Taken     | No Sample Taken   | No Sample Taken   |  |


**Table 13:** Results for cyanobacteria monitoring of Edgewood Lake (RWP) in 2020.

| <b>Edgewood Lake</b> |  |   |  |  |  |
|----------------------|--|---|--|--|--|
| <b>Date</b>          | <b>Observations</b>  | <b>Toxin Levels (ug/L)</b>                    | <b>Colony Count (colonies/mL)</b>  | <b>Cell Count Conversion (cells/mL)</b>  | <b>Photograph: September 23<sup>rd</sup>, 2020</b>                                   |
| 07/21/20             | Looks murky with high turbidity.   | All < 1                                       | Anabaena: 270<br>Aphanizomenon (bundle): 180<br>Microcystis: 10                              | Anabaena: 6,210<br>Aphanizomenon: 50,400<br>Microcystis: 1,400<br><b>Total: 58,010</b>   |  |
| 08/26/20             | No visible change from prev. visit. Pea-soup appearance still present.               | No Sample Taken                               | No Sample Taken  | No Sample Taken  |  |
| 09/08/20             | Noticable surface scum present in addition to pea-soup color.                        | All < 1                                       | Anabaena: 120<br>Planktothrix: 80<br>Aphanizomenon: 60                                       | Anabaena: 2,760<br>Aphanizomenon (single): 1,680<br>Planktothrix: 2,240<br><b>Total: 6,680</b>   |  |
| 09/23/20*            | Pea-soup green appearance, prevelant throughout. Surface mat visible near shoreline. | Anatoxin: < 1<br><br>Total Microcystins : 1.1 | Anabaena: 100,000<br>Aphanizomenon (bundle): 70<br>Microcystis: 1400<br>Aphanizomenon: 1,230 | Anabaena: 2,300,000<br>Aphanizomenon (single): 34,440<br>Aphanizomenon (bundle): 19,600<br>Microcystis: 196,000<br><b>Total: 2,550,040</b> |  |
| 10/07/20             | Improvement in conditions from last visit, no visible bloom.                         | No Sample Taken                               | No Sample Taken  | No Sample Taken  |  |
| 10/20/2020           | Water mostly clear, some turbidity.  | No Sample Taken                               | No Sample Taken  | No Sample Taken  |  |
| 12/02/2020           | Bloom appears to have cleared. Coloration  | No Sample Taken; Visual Survey                | No Sample Taken; Visual Survey   | No Sample Taken; Visual Survey   |  |

|  |                          |  |  |  |  |
|--|--------------------------|--|--|--|--|
|  | normal, no surface scum. |  |  |  |  |
|--|--------------------------|--|--|--|--|

\*: Health Advisory Issued; **Exceedance of Threshold**


**Table 14:** Results for cyanobacteria monitoring of Elm Lake (RWP) in 2020.

| Elm Lake   |  |                     |  |   |  |
|------------|--|---------------------|--|---|--|
| Date       | Observations   | Toxin Levels (ug/L) | Colony Count (colonies/mL)   | Cell Count Conversion (cells/mL)  | Photograph: September 8 <sup>th</sup> , 2020   |
| 07/21/20   | Turbidity + pea-soup green.                                      | All < 1             | Anabaena: 400<br>Aphanizomenon (bundle): 360   | Anabaena: 9,200<br>Aphanizomenon (bundle): 100,800<br><br><b>Total: 110,00</b>  |  |
| 08/26/20   | -  | All < 1             | Anabaena: 350<br>Aphanizomenon (bundle): 100<br>Aphanizomenon (single): 470<br>Planktothrix: 200   | Anabaena: 8,050<br>Aphanizomenon (single): 13,160<br>Aphanizomenon (bundle): 28,000<br>Planktothrix: 5,600<br><br><b>Total: 54,810</b>  |  |
| 09/08/20*  | Conditions much worse from prev. visit.                          | All < 1             | Anabaena: 1300<br>Aphanizomenon (bundle): 10<br>Microcystis: 620<br>Woronichina: 60<br>Planktothrix: 250<br>Aphanizomenon (single): 1290 | Anabaena: 29,900<br>Aphanizomenon (single): 36,120<br>Aphanizomenon (bundle): 2,800<br>Microcystis: 86,800<br>Planktothrix: 7,000<br>Woronichina: 15,000<br><br><b>Total: 177,620</b> |  |
| 09/23/20   | Surface mat dissipated, water still highly green.                | No Sample Taken     | No Sample Taken  | No Sample Taken   |  |
| 10/07/20   | Advisory already in place. No major improvement from last visit. | No Sample Taken     | No Sample Taken  | No Sample Taken   |  |
| 10/20/2020 | Water slightly turbid.   | No Sample Taken     | No Sample Taken  | No Sample Taken   |  |

|            |   |                                |                                |                                |  |
|------------|---|--------------------------------|--------------------------------|--------------------------------|--|
| 12/02/2020 | Water appeared highly clear, low turbidity, no evidence of bloom. | No Sample Taken; Visual Survey | No Sample Taken; Visual Survey | No Sample Taken; Visual Survey |  |
|------------|---|--------------------------------|--------------------------------|--------------------------------|--|

\*: Health Advisory Issued; **Exceedance of Threshold**

**Table 15:** Results for cyanobacteria monitoring of Georgiaville Pond in 2020.


| Georgiaville Pond |   |                     |  |   |  |
|-------------------|---|---------------------|--|---|--|
| Date              | Observations  | Toxin Levels (ug/L) | Colony Count (colonies/mL)   | Cell Count Conversion (cells/mL)  | Photograph: July 21 <sup>st</sup> , 2020   |
| 06/24/20          | Submerged vegetation, clear water + fish swimming.  | No Sample Taken     | No Sample Taken  | No Sample Taken   |  |
| 07/07/20*         | Spoke w kayaker – said it was pondwide, and seemed like it was getting worse over past couple days.                 | All < 1             | Anabaena: 30<br>Microcystis: 10<br>Woronichina: 50<br>Planktothrix: 28,000 | Anabaena: 690<br>Microcystis: 1,400<br>Planktothrix : 784,000<br>Woronichina: 12,500<br><br><b>Total: 798,500</b> |  |
| 07/21/20          | Already advisory.   | No Sample Taken     | No Sample Taken  | No Sample Taken   |  |
| 08/17/20          | Water appeared clear despite advisory. Sample taken to check status of toxin concentrations.                        | All < 1             | No Colonies Detected   | No Colonies Detected  |  |
| 08/26/20          | Taking second follow-up sample to see if advisory can be lifted. Sample taken on 8/17 showed no presence of toxins. | All < 1             | No Colonies Detected   | No Colonies Detected  |  |
| 09/08/20          | Water still appears clear, several people swimming.   | No Sample Taken     | No Sample Taken  | No Sample Taken   |  |




|            |   |                 |                      |                      |  |
|------------|---|-----------------|----------------------|----------------------|--|
|            | Advisory signs removed.   |                 |                      |                      |  |
| 09/23/20   | Small amount of cyano found next to beach, not enough visual evidence to warrant sample.            | No Sample Taken | No Sample Taken      | No Sample Taken      |  |
| 10/07/20   | Water appeared clear, low tide, cyano present in small quantities along water line.                 | No Sample Taken | No Sample Taken      | No Sample Taken      |  |
| 10/20/2020 | Streaks present along shoreline from boat ramp to beach, with more cyano washed up on beach itself. | All < 1         | No Colonies Detected | No Colonies Detected |  |

\*Health Advisory Issued; **Exceedance of Threshold.**

**Table 16:** Results for cyanobacteria monitoring of Hawkins Pond in 2020.

| Hawkins Pond |   |                     |                            |                                  |   |
|--------------|---|---------------------|----------------------------|----------------------------------|---|
| Date         | Observations  | Toxin Levels (ug/L) | Colony Count (colonies/mL) | Cell Count Conversion (cells/mL) | Photograph: August 4 <sup>th</sup> , 2020   |
| 08/04/20     | Received complain w/ pictures of cyano bloom. Pics appeared to be similar to planktothrix. Wind appeared to dissipate/break up bloom. | All < 1             | No Colonies Detected       | No Colonies Detected.            |  |

**Table 17:** Results for cyanobacteria monitoring of J.L. Curran Reservoir in 2020.

| <b>J.L. Curran Reservoir</b> |   |                            |  |   |   |
|------------------------------|---|----------------------------|--|---|---|
| <b>Date</b>                  | <b>Observations</b>   | <b>Toxin Levels (ug/L)</b> | <b>Colony Count (colonies/mL)</b>              | <b>Cell Count Conversion (cells/mL)</b>                                     | <b>Photograph: August 26<sup>th</sup>, 2020</b><br> |
| 06/24/20                     | No blooms. Clear for a few feet. Fish alive + swimming. Submerged vegetation.     | No Sample Taken            | No Sample Taken                                | No Sample Taken   |   |
| 07/07/20                     | Submerged vegetation. No sign of bloom.   | No Sample Taken            | No Sample Taken                                | No Sample Taken   |   |
| 07/21/20*                    | Pea-soup green color, very dilute.  | All < 1                    | Anabaena: 150<br>Aphanizomenon (bundle): 2,450 | Anabaena: 3,450<br>Aphanizomenon (bundle): 686,000<br><b>Total: 689,450</b> |   |
| 08/17/20                     | No visible change in water color/quality from last visit.                         | No Sample Taken            | No Sample Taken                                | No Sample Taken   |   |
| 08/26/20                     | No visible change.  | No Sample Taken            | No Sample Taken                                | No Sample Taken   |   |
| 09/08/20                     | Advisory still in place/no improvement so no sample taken.                        | No Sample Taken            | No Sample Taken                                | No Sample Taken   |   |
| 09/23/20                     | No improvement in pea-soup condition of water. Water level dropped significantly. | No Sample Taken            | No Sample Taken                                | No Sample Taken   |   |
| 10/07/20                     | No improvement from last visit.   | No Sample Taken            | No Sample Taken                                | No Sample Taken   |   |
| 10/20/2020                   | Substantial improvement in conditions, but could be due to rain.                  | No Sample Taken            | No Sample Taken                                | No Sample Taken.  |   |


|            |   |                                |                                |                                |  |
|------------|---|--------------------------------|--------------------------------|--------------------------------|--|
| 12/02/2020 | Bloom appears to have dissipated. Pea-soup green coloration gone, but turbidity high. Likely due to sediment washing into reservoir | No Sample Taken; Visual Survey | No Sample Taken; Visual Survey | No Sample Taken; Visual Survey |  |
|------------|---|--------------------------------|--------------------------------|--------------------------------|--|

\*: Health Advisory Issued; **Exceedance of Threshold**


**Table 18:** Results for cyanobacteria monitoring of Johnson’s Pond in 2020.

| Johnson’s Pond |   |                     |                            |                                  |             |
|----------------|---|---------------------|----------------------------|----------------------------------|-------------|
| Date           | Observations                                      | Toxin Levels (ug/L) | Colony Count (colonies/mL) | Cell Count Conversion (cells/mL) | Photograph: |
| 06/18/20       | Visit in response to sick animal (dog) prior day. | All < 1             | No Colonies Detected       | No Colonies Detected             |             |

**Table 19:** Results for cyanobacteria monitoring of Little Pond in 2020.


| Little Pond |  |                     |   |   |   |
|-------------|--|---------------------|---|---|---|
| Date        | Observations                                   | Toxin Levels (ug/L) | Colony Count (colonies/mL)  | Cell Count Conversion (cells/mL)  | Photograph: September 2 <sup>nd</sup> , 2020  |
| 08/04/20    | No evidence of bloom. Excellent water clarity. | No Sample Taken     | No Sample Taken   | No Sample Taken   |  |
| 09/02/20    | -  | All < 1             | Anabaena: 1,660<br>Planktothrix: 10<br>Aphanizomenon (single): 30 | Anabaena: 38,180<br>Aphanizomenon: 840<br>Planktothrix: 280<br><b>Total: 39,300</b> |   |

**Table 20:** Results for cyanobacteria monitoring of Little Wash Pond in 2020.

| Little Wash Pond |  |                     |   |  |   |
|------------------|--|---------------------|---|--|---|
| Date             | Observations   | Toxin Levels (ug/L) | Colony Count (colonies/mL)                            | Cell Count Conversion (cells/mL)   | Photograph: September 29 <sup>th</sup> , 2020                                       |
| 08/25/20         | Water level has dropped ~6'. Notified of bloom ~ 2 weeks ago.            | All < 1             | Anabaena: 1,200<br>Microcystis: 10<br>Woronichina: 20 | Anabaena: 27,600<br>Microcystis: 1,400<br>Woronichina: 5,000<br><br><b>Total: 34,000</b> |  |
| 09/29/20*        | Lake level down ~8'. Strong odor, visible animal tracks along shoreline. | All < 1             | Anabaena: 4,600                                       | Anabaena: 105,800<br><br><b>Total: 105,800</b>   |   |

\*: Exceedance of Threshold

**Table 21:** Results for cyanobacteria monitoring of Mashapaug Pond in 2020.


| Mashapaug Pond |   |                     |   |  |   |
|----------------|---|---------------------|---|--|---|
| Date           | Observations  | Toxin Levels (ug/L) | Colony Count (colonies/mL)                                      | Cell Count Conversion (cells/mL)   | Photograph: September 26 <sup>th</sup> , 2020   |
| 06/24/20       | Submerged vegetation/no discoloration. Could see a couple feet below surface. | No Sample Taken     | No Sample Taken   | No Sample Taken  |  |
| 07/07/20       | Some algae w/ discoloration. Some turbidity.                                  | All < 1             | Anabaena: 50<br>Aphanizomenon (bundle): 190                     | Anabaena: 1,150<br>Aphanizomenon: 53,200<br><br><b>Total: 54,350</b>                                   |   |
| 07/21/20       | Some turbidity/pea-soup green.  | All < 1             | Anabaena: 540<br>Aphanizomenon (bundle): 790<br>Microcystis: 20 | Anabaena: 12,420<br>Aphanizomenon (bundle): 221,200<br>Microcystis: 2,800<br><br><b>Total: 236,420</b> |   |
| 08/12/20       | No visible change from last visit. Watermeal present next to                  | No Sample Taken     | No Sample Taken   | No Sample Taken  |   |

|                               |  |                 |   |  |  |
|-------------------------------|--|-----------------|---|--|--|
|                               | boat ramp, but no visible bloom.   |                 |   |  |  |
| 08/26/20                      | Pea-soup appearance appeared worse from last visit.  | All < 1         | Anabaena: 110<br>Aphanizomenon (bundle): 20<br>Microcystis: 80<br>Woronichina: 20<br>Planktothrix: 50<br>Aphanizomenon: 1,290 | Anabaena: 2,530<br>Aphanizomenon (single): 36,120<br>Aphanizomenon (bundle): 5,600<br>Microcystis: 11,200<br>Planktothrix: 1,400<br>Woronichina: 5,000<br><br><b>Total: 61,850</b> |  |
| 09/08/20                      | Last sampled 9/3/20.   | No Sample Taken | No Sample Taken   | No Sample Taken  |  |
| 09/23/20                      | Pea-soup green appearance much worse from previous visits.   | All < 1         | Anabaena: 500<br>Aphanizomenon (bundle): 100<br>Microcystis: 20<br>Aphanizomenon (single): 570                                | Anabaena: 11,500<br>Aphanizomenon (single): 15,960<br>Aphanizomenon (bundle): 28,000<br>Microcystis: 2,800<br><br><b>Total: 58,260</b>   |  |
| 09/28/20*<br>[Crescent Drive] | Homeowner allowed access. Initial report had pictures showing sizeable surface mat which has since dissipated, but pea-soup green coloration still severe. | All < 1         | Anabaena: 350<br>Aphanizomenon (bundle): 50<br>Microcystis: 20<br>Woronichina: 50<br>Aphanizomenon (single): 620              | Anabaena: 8,050<br>Aphanizomenon (single): 17,360<br>Aphanizomenon (bundle): 14,000<br>Microcystis: 2,800<br>Woronichina: 12,500<br><br><b>Total: 54,710</b>                       |  |
| 10/07/20                      | No improvement in quality.   | No Sample Taken | No Sample Taken   | No Sample Taken  |  |
| 10/20/2020                    | Substantial deterioration from last visit, Surface mat has re-appeared in large quantity, pea-soup green   | No Sample Taken | No Sample Taken   | No Sample Taken  |  |


|            |   |                                |                                |                                |  |
|------------|---|--------------------------------|--------------------------------|--------------------------------|--|
|            | coloration significant.   |                                |                                |                                |  |
| 12/02/2020 | No evidence of surface scum. Pea-soup green coloration still strong.                                  | No Sample Taken; Visual Survey | No Sample Taken; Visual Survey | No Sample Taken; Visual Survey |  |
| 01/04/2021 | Improvement in coloration from previous visit. Some particles suspended in water. Moderate turbidity. | No Sample Taken; Visual Survey | No Sample Taken; Visual Survey | No Sample Taken; Visual Survey |  |

\*: Health Advisory Issued; **Visual**

**Table 22:** Results for cyanobacteria monitoring of Upper Melville Pond in 2020.

| Upper Melville Pond |  |                     |  |   |   |
|---------------------|--|---------------------|--|---|---|
| Date                | Observations   | Toxin Levels (ug/L) | Colony Count (colonies/mL)                                     | Cell Count Conversion (cells/mL)  | Photograph: August 25 <sup>th</sup> , 2020  |
| 06/23/20            | -  | All < 1             | Anabaena: 80<br>Aphanizomenon (bundle): 10<br>Woronichina: 110 | Anabaena: 1,840<br>Aphanizomenon (bundle): 2,800<br>Woronichina: 27,500<br><b>Total: 32,140</b> |  |
| 07/08/20            | -  | All < 1             | Anabaena: 340<br>Aphanizomenon (bundle): 50<br>Woronichina: 10 | Anabaena: 7,820<br>Aphanizomenon (bundle): 14,000<br>Woronichina: 2,500<br><b>Total: 24,320</b> |   |
| 07/22/20            | Western side by floating dock also checked. Same observations as eastern side applicable. Poor water clarity, pea- | All < 1             | Anabaena: 150<br>Aphanizomenon (bundle): 2,450                 | Anabaena: 3,450<br>Aphanizomenon (bundle): 686,000<br><b>Total: 689,450</b>                     |   |




|            |   |   |   |  |  |
|------------|---|---|---|--|--|
|            | soup green color present.   |   |   |  |  |
| 08/17/20*  | Pea-soup green coloration persistent throughout pond with much more visible blooming on surface present compared to prev. visits. | Anatoxin: 3.5<br><br>Total Microcystins: <b>6.3</b> | Anabaena: 20<br>Aphanizomenon (bundle): 150<br>Microcystis: 470<br>Woronichina: 130<br>Aphanizomenon (single) 2,450 | Anabaena: 460<br>Aphanizomenon (single): 68,600<br>Aphanizomenon (bundle): 42,000<br>Microcystis: 65,800<br>Woronichina: 32,500<br><br><b>Total: 209,360</b> |  |
| 08/25/20   | Pea-soup green appearance the same from last visit but surface algae appeared worse.  | No Sample Taken                                     | No Sample Taken   | No Sample Taken  |  |
| 09/09/20   | No sample taken. Advisory in place and no visible improvement in conditions.  | No Sample Taken                                     | No Sample Taken   | No Sample Taken  |  |
| 09/22/20   | Surface mat has dissipated, but pond still extremely green. Overall slight improvement.   | No Sample Taken                                     | No Sample Taken   | No Sample Taken  |  |
| 10/06/20   | No improvement in conditions.   | No Sample Taken                                     | No Sample Taken   | No Sample Taken  |  |
| 10/21/20   | Surface scum still highly prevalent   | No Sample Taken                                     | No Sample Taken   | No Sample Taken  |  |
| 12/02/2020 | Significant improvement in Upper Melville pond. Surface scum has dissipated, slight green hue to water,                           | No Sample Taken; Visual Survey                      | No Sample Taken; Visual Survey  | No Sample Taken; Visual Survey   |  |

|            |  |                                |                                |                                |  |
|------------|--|--------------------------------|--------------------------------|--------------------------------|--|
|            | turbidity not bad.   |                                |                                |                                |  |
| 01/04/2021 | Upper portion still clear. Coloration normal, no scum or signs of cyano. | No Sample Taken; Visual Survey | No Sample Taken; Visual Survey | No Sample Taken; Visual Survey |  |

\*: Health Advisory Issued; **Exceedance of Threshold**


**Table 23:** Results for cyanobacteria monitoring of Lower Melville Pond in 2020.

| Lower Melville Pond |  |  |  |   |  |
|---------------------|--|--|--|---|--|
| Date                | Observations   | Toxin Levels (ug/L)                          | Colony Count (colonies/mL)   | Cell Count Conversion (cells/mL)  | Photograph: June 23 <sup>rd</sup> , 2020   |
| 06/23/20            | Stream inlet had some green algae with brown discoloration.                            | All < 1                                      | Anabaena: 190<br>Woronichina: 20   | Anabaena: 4,370<br>Woronichina: 5,000<br><b>Total: 9,370</b>  |  |
| 07/22/20            | No notable change from last visit.   | No Sample Taken                              | No Sample Taken  | No Sample Taken   |  |
| 08/17/20            | Green pea-soup coloration appears more significant from last visit.                    | All < 1                                      | Anabaena: 200<br>Aphanizomenon (bundle): 40<br>Aphanizomenon (single): 420 | Anabaena: 4,600<br>Aphanizomenon (single): 11,760<br>Aphanizomenon (bundle): 11,200<br><b>Total: 27,560</b> |  |
| 08/25/20            | Pea-soup appearance unchanged. Still large quantities of watermeal/duckweed on surface | No Sample Taken                              | No Sample Taken  | No Sample Taken   |  |
| 09/09/20            | Conditions worse from last visit. Noticable bloom on surface.                          | Anatoxin: < 1<br><br>Total Microcystins: 3.1 | Anabaena: 300<br>Microcystis: 150<br>Aphanizomenon (single): 50            | Anabaena: 6,900<br>Aphanizomenon (single): 1,400<br>Microcystis: 21,000<br><b>Total: 29,300</b>             |  |
| 09/22/20            | Slight improvement in quality from last visit. No sample warranted.                    | No Sample Taken                              | No Sample Taken  | No Sample Taken   |  |
| 10/06/20            | No change in conditions.   | No Sample Taken                              | No Sample Taken  | No Sample Taken   |  |
| 10/21/2020*         | Surface scum has reached the lower section. Advisory                                   | No Sample Taken                              | No Sample Taken  | No Sample Taken   |  |



|            |  |                                |                                |                                |  |
|------------|--|--------------------------------|--------------------------------|--------------------------------|--|
|            | issued based on visual evidence.   |                                |                                |                                |  |
| 12/02/2020 | Some cyano streaks near shore of Lower Melville, but overall improvement from last visit.      | No Sample Taken; Visual Survey | No Sample Taken; Visual Survey | No Sample Taken; Visual Survey |  |
| 01/04/2021 | Streaks in lower portion from previous visit are now gone. Both reaches appear clear of cyano. | No Sample Taken; Visual Survey | No Sample Taken; Visual Survey | No Sample Taken; Visual Survey |  |


**Table 24:** Results for cyanobacteria monitoring of Omega Pond in 2020.

| <b>Omega Pond</b> |  |                            |                                   |   |  |
|-------------------|--|----------------------------|-----------------------------------|---|--|
| <b>Date</b>       | <b>Observations</b>  | <b>Toxin Levels (ug/L)</b> | <b>Colony Count (colonies/mL)</b> | <b>Cell Count Conversion (cells/mL)</b> | <b>Photograph: October 6<sup>th</sup>, 2020</b>                                      |
| 06/23/20          | Some algae growth, looks like duckweed. Can see a few feet below surface.                      | No Sample Taken            | No Sample Taken                   | No Sample Taken                         |  |
| 07/07/20          | Looks like duckweed green floating algae.  | No Sample Taken            | No Sample Taken                   | No Sample Taken                         |  |
| 07/22/20          | Duckweed/water meal concentrated along shore.  | No Sample Taken            | No Sample Taken                   | No Sample Taken                         |  |
| 08/13/20          | Very large quantities of watermeal present across pond/shoreline. Water itself appeared clear. | No Sample Taken            | No Sample Taken                   | No Sample Taken                         |  |
| 08/25/20          | Water clear, with very high quantities of watermeal/duck weed on surface.                      | No Sample Taken            | No Sample Taken                   | No Sample Taken                         |  |
| 09/09/20          | Large quantities of surface vegetation, no sign of algae bloom.                                | No Sample Taken            | No Sample Taken                   | No Sample Taken                         |  |
| 09/22/20          | Water appeared clear. Green algae bloom  | No Sample Taken            | No Sample Taken                   | No Sample Taken                         |  |

|          |   |                 |                 |                 |  |
|----------|---|-----------------|-----------------|-----------------|--|
|          | present but subsiding. Duckweed/water meal cover dissipating. |                 |                 |                 |  |
| 10/6/20  | Water clear, small amounts of duckweed.                       | No Sample Taken | No Sample Taken | No Sample Taken |  |
| 10/21/20 | Water meal largely dissipated off surface, water clear.       | No Sample Taken | No Sample Taken | No Sample Taken |  |

\*: Health Advisory Issued


**Table 25:** Results for cyanobacteria monitoring of Pleasure Lake (RWP) in 2020.

| Pleasure Lake |   |                     |  |  |  |
|---------------|---|---------------------|--|--|--|
| Date          | Observations  | Toxin Levels (ug/L) | Colony Count (colonies/mL)   | Cell Count Conversion (cells/mL)   | Photograph: September 23 <sup>rd</sup> , 2020  |
| 09/02/20      | Pea-soup appearance seemed concentrated to part of lake sampled.                  | All < 1             | Anabaena: 10<br>Aphanizomenon (single): 460  | Anabaena: 230<br><br>Aphanizomenon (single): 12,880<br><br><b>Total: 13,110</b>  |  |
| 09/08/20      | No improvement from last sampling last week. Conditions appear worse.             | No Sample Taken     | No Sample Taken  | No Sample Taken  |  |
| 09/23/20*     | Pea-soup appearance and surface mat worse from last visit. Surface mat pervasive. | All < 1             | Anabaena: 1,700<br>Woronichina: 20<br>Aphanizomenon: 370   | Anabaena: 39,100<br>Aphanizomenon (single): 10,360<br>Woronichina: 5,000<br><br><b>Total: 54,460</b>                               |  |
| 10/07/20      | -   | All < 1             | Anabaena: 4,000<br>Aphanizomenon (bundle): 60<br>Microcystis: 500<br>Woronichina: 330<br>Aphanizomenon (single): 940 | Anabaena: 92,000<br>Aphanizomenon (single): 26,320<br>Aphanizomenon (bundle): 16,800<br>Microcystis: 70,000<br>Woronichina: 82,500 |  |

|            |   |                                |                                |                                |  |
|------------|---|--------------------------------|--------------------------------|--------------------------------|--|
|            |   |                                |                                | <b>Total: 287,620</b>          |  |
| 10/20/2020 | Pea-soup coloration present                                 | No Sample Taken                | No Sample Taken                | No Sample Taken                |  |
| 12/02/2020 | Bloom appears cleared. Surface mat gone, coloration normal. | No Sample Taken; Visual Survey | No Sample Taken; Visual Survey | No Sample Taken; Visual Survey |  |

\*: Health Advisory Issued; **Exceedance of Threshold**

**Table 26:** Results for cyanobacteria monitoring of Polo Lake (RWP) in 2020.

| Polo Lake |   |   |   |   |  |
|-----------|---|---|---|---|--|
| Date      | Observations  | Toxin Levels (ug/L)                                 | Colony Count (colonies/mL)  | Cell Count Conversion (cells/mL)  | Photograph: October 7 <sup>th</sup> , 2020   |
| 06/25/20  | Doesn't look as bad as others but appear to be cyano-HAB. | All < 1   | Anabaena: 540<br>Woronichina: 10  | Anabaena: 12,420<br>Woronichina: 2,500<br><b>Total: 14,920</b>  |  |
| 07/21/20  | -   | No Sample Taken                                     | No Sample Taken   | No Sample Taken   |  |
| 08/26/20  | Water appeared clear.                                     | No Sample Taken                                     | No Sample Taken   | No Sample Taken   |  |
| 09/02/20  | Sample collected following report of bloom on shore.      | All < 1   | Anabaena: 260<br>Woronichina: 20  | Anabaena: 5,980<br>Woronichina: 5,000<br><b>Total: 10,980</b>   |  |
| 09/23/20  | Water was turbid, but not pea-soup green.                 | No Sample Taken                                     | No Sample Taken   | No Sample Taken   |  |
| 10/07/20* | Surface mat worse from last visit.                        | Anatoxin: < 1<br><br>Total Microcystins: <b>6.6</b> | Anabaena: 2300<br>Microcystis: 950<br>Woronichina: 480<br>Aphanizomenon (single): 420 | Anabaena: 52,900<br>Aphanizomenon (single): 11,760<br>Microcystis: 133,000<br>Woronichina: 120,000<br><b>Total: 317,660</b> |  |

|            |  |                                |                                |                                |  |
|------------|--|--------------------------------|--------------------------------|--------------------------------|--|
| 10/20/20   | Pea-soup soloration still present                            | No Sample Taken                | No Sample Taken                | No Sample Taken                |  |
| 12/02/2020 | Water clear, no surface scum, bloom appears to have cleared. | No Sample Taken; Visual Survey | No Sample Taken; Visual Survey | No Sample Taken; Visual Survey |  |

\*: Health Advisory Issued; **Exceedance of Threshold.**

**Table 27:** Results for cyanobacteria monitoring of Pond in Westerly (Littlebrook Rd) in 2020.


| Private Pond in Westerly (Littlebrook Rd.) |              |   |                            |  |             |
|--|--------------|---|----------------------------|--|-------------|
| Date                                       | Observations | Toxin Levels (ug/L)                               | Colony Count (colonies/mL) | Cell Count Conversion (cells/mL)                   | Photograph: |
| 07/10/20*                                  | -            | Anatoxin: < 1<br>Total microcystins:<br><b>71</b> | Microcystis: 510           | Microcystis:<br>71,400<br><br><b>Total: 71,400</b> |             |

\*: **Exceedance of Threshold**

**Table 28:** Results for cyanobacteria monitoring of Private Pond North Scituate (40 Stirling Drive) in 2020.

| Private Pond in North Scituate (Stirling Drive) |   |   |   |   |             |
|---|---|---|---|---|-------------|
| Date  | Observations  | Toxin Levels (ug/L)                           | Colony Count (colonies/mL)                    | Cell Count Conversion (cells/mL)              | Photograph: |
| 08/31/20  | Unsure if green scum on surface is cyano or watermeal. Water level dropped significantly, which may affect sample. Sample not taken to DOH. Analyzed under scope in DEM sample center. No cyano found in samples taken. | No Data Available; sample not analyzed in lab | No Data Available; sample not analyzed in lab | No Data Available; sample not analyzed in lab |             |

**Table 29:** Results for cyanobacteria monitoring of Roosevelt Lake (RWP) in 2020.


| <b>Roosevelt Lake</b> |   |  |   |   |   |
|-----------------------|---|--|---|---|---|
| <b>Date</b>           | <b>Observations</b>   | <b>Toxin Levels (ug/L)</b>                   | <b>Colony Count (colonies/mL)</b>   | <b>Cell Count Conversion (cells/mL)</b>   | <b>Photograph: October 7<sup>th</sup>, 2020</b>                                     |
| 06/25/20              | Many streaks. Definitely looks like cyano-HAB.  | All < 1                                      | Anabaena: 170<br>Microcystis: 150<br>Woronichina: 120   | Anabaena: 3,910<br>Microcystis: 21,000<br>Woronichina: 30,000<br><br><b>Total: 54,910</b>   |  |
| 07/21/20              | -   | All < 1                                      | Anabaena: 170<br>Aphanizomenon (bundle) 180<br>Microcystis: 60  | Anabaena: 3,910<br>Aphanizomenon (bundle): 50,400<br>Microcystis: 8,400<br><br><b>Total: 62,710</b>   |   |
| 08/26/20              | Water appeared more clear from last visit.  | No Sample Taken                              | No Sample Taken   | No Sample Taken   |   |
| 09/08/20              | Conditions appear worse from previous visit.  | All < 1                                      | Anabaena: 20<br>Microcystis: 40<br>Aphanizomenon (single): 30   | Anabaena: 460<br>Aphanizomenon (single): 840<br>Microcystis: 5,600<br><br><b>Total: 6,900</b>   |   |
| 09/23/20              | Water level appears to have dropped significantly. Pea-soup appearance throughout. Upperportion (above retaining wall) seems the worst. | All < 1                                      | Anabaena: 470<br>Aphanizomenon (bundle): 10<br>Microcystis: 130<br>Woronichina: 30<br>Aphanizomenon (single): 200       | Anabaena: 10,810<br>Aphanizomenon (single): 5,600<br>Aphanizomenon (bundle): 2,800<br>Microcystis: 18,200<br>Woronichina: 7,500<br><br><b>Total: 44,910</b> |   |
| 10/07/20*             | Bloom worse from last visit. Substantial surface mat present.   | Anatoxin: < 1<br><br>Total Microcystins: 2.5 | Anabaena: 14000<br>Aphanizomenon (bundle): 330<br>Microcystis: 650<br>Woronichina: 1800<br>Aphanizomenon (single): 5570 | Anabaena: 322,000<br>Aphanizomenon (single): 155,960<br>Aphanizomenon (bundle): 92,400<br>Microcystis: 91,000   |   |




|            |  |                                |                                |  |  |
|------------|--|--------------------------------|--------------------------------|--|--|
|            |  |                                |                                | Woronichina:<br>450,000<br><br><b>Total:</b><br><b>1,111,360</b> |  |
| 10/20/20   | Pea-soup green coloration, surface mat dissipated.   | No Sample Taken                | No Sample Taken                | No Sample Taken  |  |
| 12/02/2020 | Surface scum dissipated, greenish hue to water persists, some floating particulate matter. | No Sample Taken; Visual Survey | No Sample Taken; Visual Survey | No Sample Taken; Visual Survey                                   |  |
| 01/04/2021 | Greenish hue to water less from last visit, but there is still some minor discoloration.   | No Sample Taken; Visual Survey | No Sample Taken; Visual Survey | No Sample Taken; Visual Survey                                   |  |

\*: Health Advisory Issued; **Exceedance of Threshold**

**Table 30:** Results for cyanobacteria monitoring of Scott Pond in 2020.

| Scott Pond |  |                     |  |   |   |
|------------|--|---------------------|--|---|---|
| Date       | Observations   | Toxin Levels (ug/L) | Colony Count (colonies/mL)                                     | Cell Count Conversion (cells/mL)  | Photograph: August 25 <sup>th</sup> , 2020  |
| 08/25/20   | Pea-soup appearance strong. Many Residences w/ access to pond. | All < 1             | Anabaena: 50<br>Woronichina: 10<br>Aphanizomenon (single): 920 | Anabaena: 1,150<br>Aphanizomenon (single): 25,760<br>Woronichina: 2,500<br><br><b>Total: 29,410</b> |  |


**Table 31:** Results for cyanobacteria monitoring of Slack Reservoir in 2020.

| <b>Slack Reservoir</b>            |  |   |  |   |  |
|-----------------------------------|--|---|--|---|--|
| <b>Date</b>                       | <b>Observations</b>  | <b>Toxin Levels (ug/L)</b>                          | <b>Colony Count (colonies/mL)</b>  | <b>Cell Count Conversion (cells/mL)</b>   | <b>Photograph: August 8<sup>th</sup>, 2020</b>                                       |
| 06/24/20                          | No bloom, water clear.   | No Sample Taken                                     | No Sample Taken  | No Sample Taken   |  |
| 07/07/20                          | Clear water, fish swimming. Submerged vegetation.  | No Sample Taken                                     | No Sample Taken  | No Sample Taken   |  |
| 07/20/20                          | Checked pond beach + little beach. Clear w/ fish.  | No Sample Taken                                     | No Sample Taken  | No Sample Taken   |  |
| 08/12/20*<br>[Green Lake Beach]   | Water mostly clear, but few visible streaks of light green algae along shore.                  | Anatoxin: < 1<br><br>Total Microcystins: <b>260</b> | Anabaena: 330<br>Microcystis: 2860<br>Woronichina: 620<br>Aphanizomenon (single): 50 | Anabaena: 7,590<br>Aphanizomenon (single): 1,400<br>Microcystis: 400,400<br>Woronichina: 155,000<br><br><b>Total: 564,390</b> |  |
| 08/12/20<br>[44 Lake Shore Drive] | Water was cloudy and there were particles suspended throughout water. No sign of larger bloom. | All < 1   | Anabaena: 20<br>Microcystis: 10<br>Woronichina: 10                                   | Anabaena: 460<br>Microcystis: 1,400<br>Woronichina: 2,500<br><br><b>Total: 4,360</b>  |  |
| 09/01/20<br>[EPA sample site S5]  | -  | All < 1   | Woronichina: 20<br>Planktothrix: 20  | Planktothrix: 560<br>Woronichina: 5,000<br><br><b>Total: 5,560</b>  |  |
| 09/01/20<br>[Green Lake Beach]    | -  | All < 1   | Woronichina: 20  | Woronichina: 5,000<br><br><b>Total: 5,000</b>   |  |
| 09/16/20                          | Sample taken to see if advisory can be lifted. Sampled from same spot as 8/12 (beach area).    | All < 1   | No Colonies Detected   | No Colonies Detected  |  |
| 09/28/20                          | Noticeable surface mat and   | Anatoxin: < 1                                       | Anabaena: 40<br>Microcystis: 240   | Anabaena: 920   |  |

|   |   |                         |                                    |  |  |
|---|---|-------------------------|------------------------------------|--|--|
|   | green coloration to water present.  | Total Microcystins: 1.1 | Woronichina: 460                   | Microcystis: 33,600<br>Woronichina: 115,000<br><b>Total: 149,520</b> |  |
| 10/14/20                                    | Sample taken off west coast of town beach.                                      | All < 1                 | Microcystis: 10                    | Microcystis: 2,500<br><b>Total: 2,500</b>                            |  |
| 10/22/20<br>[Cove near 55 Green Lake Drive] | Streaks present throughout majority of northern portion of reservoir.           | All < 1                 | No Colonies Detected               | No Colonies Detected   |  |
| 10/22/20<br>[Open water]                    | Sample taken in middle of reservoir, between town beach and opposite shoreline. | All < 1                 | Microcystis: 80<br>Woronichina: 10 | Microcystis: 11,200<br>Woronichina: 2,500<br><b>Total: 13,700</b>    |  |
| 10/27/2020<br>[Green Lake Beach]            |   | All < 1                 | Anabaena: 20                       | Anabaena: 460<br><b>Total: 460</b>                                   |  |

\*: Health Advisory Issued; **Exceedance of Threshold**

**Table 32:** Results for cyanobacteria monitoring of Spectacle Pond in 2020.


| Spectacle Pond |  |                     |                            |                                  |   |
|----------------|--|---------------------|----------------------------|----------------------------------|---|
| Date           | Observations   | Toxin Levels (ug/L) | Colony Count (colonies/mL) | Cell Count Conversion (cells/mL) | Photograph: September 8 <sup>th</sup> , 2020  |
| 06/24/20       | Clear for a few feet. A little green algae on surface.                                       | No Sample Taken     | No Sample Taken            | No Sample Taken                  |  |
| 07/07/20       | Some green algae + turbidity.  | No Sample Taken     | No Sample Taken            | No Sample Taken                  |   |
| 07/21/20       | Went to location behind baseball field. No sign of algae. Tried 2 Parham st. but poison ivy. | No Sample Taken     | No Sample Taken            | No Sample Taken                  |   |
| 08/12/20       | Water murky but not pea-soup green.  | No Sample Taken     | No Sample Taken            | No Sample Taken                  |   |
|                |  |                     |                            |                                  |   |




|            |  |  |  |  |  |
|------------|--|--|--|--|--|
|            | Found easier access at 94 Sabra St. behind truck loading bay of Twin Oaks. |  |  |  |  |
| 08/26/20   | Water appeared cloudy; no visible change from last visit.                  | No Sample Taken                                    | No Sample Taken  | No Sample Taken  |  |
| 09/08/20*  | -  | Anatoxin: < 1<br><br>Total Microcystins: <b>14</b> | Anabaena: 14,800<br>Microcystis: 500<br>Woronichina: 5,200<br>Aphanizomenon (single): 2000 | Anabaena: 340,400<br>Aphanizomenon (single): 56,000<br>Microcystis: 70,000<br>Woronichina: 1,300,000<br><br><b>1,766,400</b> |  |
| 09/23/20   | Surface mat has subsided, green coloration still pervasive.                | No Sample Taken                                    | No Sample Taken  | No Sample Taken  |  |
| 10/07/20   | No improvement in water quality.   | No Sample Taken                                    | No Sample Taken  | No Sample Taken  |  |
| 10/20/20   | Sizeable surface mat, extreme pea-soup coloration.                         | No Sample Taken                                    | No Sample Taken  | No Sample Taken  |  |
| 12/02/2020 | Bloom appears clear, pea-soup coloration gone.                             | No Sample Taken; Visual Survey                     | No Sample Taken; Visual Survey   | No Sample Taken; Visual Survey   |  |

\*: Health Advisory Issued; **Exceedance of Threshold.**


**Table 33:** Results for cyanobacteria monitoring of Stafford Pond in 2020.

| <b>Stafford Pond</b>        |  |                            |   |   |  |
|-----------------------------|--|----------------------------|---|---|--|
| <b>Date</b>                 | <b>Observations</b>  | <b>Toxin Levels (ug/L)</b> | <b>Colony Count (colonies/mL)</b>           | <b>Cell Count Conversion (cells/mL)</b>                                   | <b>Photograph: October 10<sup>th</sup>, 2020</b>                                     |
| 06/23/20                    | State fishing ramp.  | No Sample Taken            | No Sample Taken                             | No Sample Taken   |  |
| 07/14/20*<br>[Pelletier Ln] | 108 Pelletier. Ducks swimming in it. Looks like cyano but not a thick bloom.   | All < 1                    | Anabaena: 100000                            | Anabaena: 2,300,000<br><br><b>Total: 2,300,000</b>                        |  |
| 07/14/20<br>[Boat Ramp]     | Clear water at boat ramp.  | No Sample Taken            | No Sample Taken                             | No Sample Taken   |  |
| 07/22/20                    | Checked boat ramp and Pelletier lane. No evidence of cyano bloom. Water was clear at both locations. Advisory sign present at boat ramp kiosk.                 | No Sample Taken            | No Sample Taken                             | No Sample Taken   |  |
| 08/04/20                    | Sample collected off end of pelletier Ln for purpose of lifting advisory (1 <sup>st</sup> sample).   | All < 1                    | No Colonies Detected                        | No Colonies Detected  |  |
| 08/17/20                    | Water appeared slightly cloudy at Pelletier Ln access, no pea soup green coloration present. Water looked very clear by the boat ramp access, so sample taken. | All < 1                    | Anabaena: 20<br>Aphanizomenon (single): 250 | Anabaena: 460<br>Aphanizomenon (single): 7,000<br><br><b>Total: 7,460</b> |  |
| 08/25/20                    | Water appeared clear, no visible change from last visit.   | No Sample Taken            | No Sample Taken                             | No Sample Taken   |  |
| 09/09/20                    | -  | All < 1                    | Anabaena: 380<br>Aphanizomenon (single): 60 | Anabaena: 8,740<br>Aphanizomenon (single): 1,680                          |  |


|          |   |                 |                 |                                    |   |
|----------|---|-----------------|-----------------|------------------------------------|---|
|          |   |                 |                 | <b>Total: 10,420</b>               |   |
| 09/22/20 | Water had slight turbidity, but appeared clear overall. No decrease in quality from last visit, so no sample taken. | No Sample Taken | No Sample Taken | No Sample Taken                    |  |
| 09/28/20 | Responding to resident report of potential bloom. Water had green tint, but did not appear prevalent.               | All < 1         | Anabaena: 20    | Anabaena: 460<br><b>Total: 460</b> |   |
| 10/06/20 | Water turbidity higher from last visit, but no sign of cyano bloom.   | No Sample Taken | No Sample Taken | No Sample Taken                    |   |
| 10/21/20 | Water turbidity high, but no signs of cyano bloom.  | No Sample Taken | No Sample Taken | No Sample Taken                    |   |

\*: Health Advisory Issued; **Exceedance of Threshold**


**Table 34:** Results for cyanobacteria monitoring of Sylvestre Pond in 2020.

| <b>Sylvestre Pond</b> |   |   |   |   |   |
|-----------------------|---|---|---|---|---|
| <b>Date</b>           | <b>Observations</b>   | <b>Toxin Levels (ug/L)</b>                            | <b>Colony Count (colonies/mL)</b>                     | <b>Cell Count Conversion (cells/mL)</b>               | <b>Photograph: August 7<sup>th</sup>, 2020</b>  |
| 08/07/20              | There were quarter sized bright green patches covering the entire southern end of the pond. | Sample analyzed in sample center. Not brought to DOH. | Sample analyzed in sample center. Not brought to DOH. | Sample analyzed in sample center. Not brought to DOH. |  |

**Table 35:** Results for cyanobacteria monitoring of Ten Mile River in 2020.


| <b>Ten Mile River</b> |  |                            |                                   |   |   |
|-----------------------|--|----------------------------|-----------------------------------|---|---|
| <b>Date</b>           | <b>Observations</b>  | <b>Toxin Levels (ug/L)</b> | <b>Colony Count (colonies/mL)</b> | <b>Cell Count Conversion (cells/mL)</b> | <b>Photograph: September 9<sup>th</sup>, 2020</b>                                   |
| 06/23/20              | Submerged grass weeds green/yellow.                                      | No Sample Taken            | No Sample Taken                   | No Sample Taken                         |  |
| 07/07/20              | Thick, submerged vegetation. Green.                                      | No Sample Taken            | No Sample Taken                   | No Sample Taken                         |   |
| 07/22/20              | Duckweed and watermeal floating downstream.                              | No Sample Taken            | No Sample Taken                   | No Sample Taken                         |   |
| 08/13/20              | Large quantities of watermeal present along shore. Water appeared clear. | No Sample Taken            | No Sample Taken                   | No Sample Taken                         |   |
| 08/25/20              | Water clear vegetation present on surface.                               | No Sample Taken            | No Sample Taken                   | No Sample Taken                         |   |
| 09/09/20              | Water appeared very clear.   | No Sample Taken            | No Sample Taken                   | No Sample Taken                         |   |
| 09/22/20              | Water was clear.   | No Sample Taken            | No Sample Taken                   | No Sample Taken                         |   |
| 10/06/20              | Water clear.   | No Sample Taken            | No Sample Taken                   | No Sample Taken                         |   |
| 10/21/20              | Water clear.   | No Sample Taken            | No Sample Taken                   | No Sample Taken                         |   |

**Table 36:** Results for cyanobacteria monitoring of Turner Reservoir 2020.

| <b>Turner Reservoir</b> |   |                            |                                   |   |  |
|-------------------------|---|----------------------------|-----------------------------------|---|--|
| <b>Date</b>             | <b>Observations</b>   | <b>Toxin Levels (ug/L)</b> | <b>Colony Count (colonies/mL)</b> | <b>Cell Count Conversion (cells/mL)</b> | <b>Photograph: August 13<sup>th</sup>, 2020</b>                                      |
| 06/23/20                | Brownish color. ~3' visibility.   | No Sample Taken            | No Sample Taken                   | No Sample Taken                         |  |
| 07/07/20                | Submerged vegetation.   | No Sample Taken            | No Sample Taken                   | No Sample Taken                         |  |
| 07/22/20                | Duckweed / watermeal concentrated near shore.                               | No Sample Taken            | No Sample Taken                   | No Sample Taken                         |  |
| 08/13/20                | Water clear, small quantities of water meal floating on surface near shore. | No Sample Taken            | No Sample Taken                   | No Sample Taken                         |  |
| 08/25/20                | Water clear w/ presence of vegetation.                                      | No Sample Taken            | No Sample Taken                   | No Sample Taken                         |  |
| 09/09/20                | Water appeared clear w/ some surface vegetation present.                    | No Sample Taken            | No Sample Taken                   | No Sample Taken                         |  |
| 09/22/20                | Water clear, some green algae present.                                      | No Sample Taken            | No Sample Taken                   | No Sample Taken                         |  |
| 10/06/20                | Water clear, duckweed present on surface.                                   | No Sample Taken            | No Sample Taken                   | No Sample Taken                         |  |
| 10/21/20                | Water slightly turbid, some water meal on surface.                          | No Sample Taken            | No Sample Taken                   | No Sample Taken                         |  |




**Table 37:** Results for cyanobacteria monitoring of Warwick Pond in 2020.

| <b>Warwick Pond</b> |   |                            |  |   |  |
|---------------------|---|----------------------------|--|---|--|
| <b>Date</b>         | <b>Observations</b>   | <b>Toxin Levels (ug/L)</b> | <b>Colony Count (colonies/mL)</b>                              | <b>Cell Count Conversion (cells/mL)</b>   | <b>Photograph: August 12<sup>th</sup>, 2020</b>                                      |
| 06/24/20            | No algae but some turbidity.  | No Sample Taken            | No Sample Taken  | No Sample Taken   |  |
| 07/07/20            | -   | No Sample Taken            | No Sample Taken  | No Sample Taken   |  |
| 07/20/20            | Also checked park + boat ramp but they were clear.  | All < 1                    | Aphanizomenon (bundle): 390                                    | Aphanizomenon (bundle): 109,200<br><b>Total: 109,200</b>                                      |  |
| 08/04/20            | No evidence of bloom. Spoke w/ kayaker who had been paddling on pond – confirmed clarity.                     | No Sample Taken            | No Sample Taken  | No Sample Taken   |  |
| 08/12/20            | Water looked mostly clear, with pea soup green coloring present along shoreline.                              | All < 1                    | Anabaena: 310<br>Aphanizomenon (single): 10                    | Anabaena: 7,130<br>Aphanizomenon (single): 280<br><b>Total: 7,410</b>                         |  |
| 08/19/20            | Appeared brown, resident allowed access to backyard. This visit was a follow up from report made by resident. | All < 1                    | Anabaena: 130<br>Microcystis: 10<br>Aphanizomenon (single): 50 | Anabaena: 2,990<br>Aphanizomenon (single): 1,400<br>Microcystis: 1,400<br><b>Total: 5,790</b> |  |
| 08/26/20            | Water appeared clear. Better from prev. visit.  | No Sample Taken            | No Sample Taken  | No Sample Taken   |  |
| 09/08/20            | Water appeared clear. No visible decrease in quality from prev. visit.  | No Sample Taken            | No Sample Taken  | No Sample Taken   |  |
| 09/23/20            | Water very clear. Water level dropped noticeably.   | No Sample Taken            | No Sample Taken  | No Sample Taken   |  |


|          |   |                 |                 |                 |  |
|----------|---|-----------------|-----------------|-----------------|--|
| 10/07/20 | Water clear.                                    | No Sample Taken | No Sample Taken | No Sample Taken |  |
| 10/20/20 | Water clear.<br>Water level rose significantly. |                 |                 |                 |  |

**Table 38:** Results for cyanobacteria monitoring of Wenscott Reservoir in 2020.

| <b>Wenscott Reservoir</b> |   |                                |   |  |  |
|---------------------------|---|--------------------------------|---|--|--|
| <b>Date</b>               | <b>Observations</b>   | <b>Toxin Levels (ug/L)</b>     | <b>Colony Count (colonies/mL)</b>                           | <b>Cell Count Conversion (cells/mL)</b>  | <b>Photograph: October 16<sup>th</sup>, 2020</b>                                     |
| 10/19/2020                | Pervasive, dense surface scum. Appears limited to eastern side of RI-7          | All < 1                        | Microcystis: 8,400<br><br>Aphanizomenon (single): > 100,000 | Aphanizomenon (single): 2,800,000<br>Microcystis: 1,176,000<br><br><b>Total: 3,976,000</b> |  |
| 12/02/2020                | Dense surface scum no longer present on either side of RI-7. Water looks clear. | No Sample Taken; Visual Survey | No Sample Taken; Visual Survey                              | No Sample Taken; Visual Survey   |  |



**Table 39:** Results for cyanobacteria monitoring of Willow Lake (RWP) in 2020.

| Willow Lake |   |                     |  |  |   |
|-------------|---|---------------------|--|--|---|
| Date        | Observations  | Toxin Levels (ug/L) | Colony Count (colonies/mL)                                     | Cell Count Conversion (cells/mL)   | Photograph: Little Beach, June 5 <sup>th</sup> , 2020                               |
| 06/25/20*   | Looks like cyano-HAB.   | All < 1             | Anabaena: 1800<br>Microcystis: 50<br>Woronichina: 170          | Anabaena: 41,400<br>Microcystis: 7,000<br>Woronichina: 42,500<br><br><b>Total: 90,900</b>        |  |
| 08/26/20    | Water quality appeared improved. Slightly turbid but not pea-soup green.                    | All < 1             | Planktothrix: 50<br>Aphanizomenon (single): 120                | Aphanizomenon (single): 3,360<br>Planktothrix: 1,400<br><br><b>Total: 4,760</b>                  |   |
| 09/08/20    | Follow up sampling from prev. visit to lift advisory potentially.                           | All < 1             | Anabaena: 30<br>Microcystis: 40<br>Aphanizomenon (single): 170 | Anabaena: 690<br>Aphanizomenon (single): 4,760<br>Microcystis: 5,600<br><br><b>Total: 11,050</b> |   |
| 09/23/20    | Conditions appear worse from last visit, so no sample taken since advisory still in effect. | No Sample Taken     | No Sample Taken  | No Sample Taken  |   |
| 10/07/20    | Water clear.  | No Sample Taken     | No Sample Taken  | No Sample Taken  |   |
| 10/20/20    | Pea-Soup coloration   | No Sample Taken     | No Sample Taken  | No Sample Taken  |   |
| 12/02/2020  | Greenish hue to water persists, no major evidence of bloom present.                         |                     |  |  |   |

\*: Health Advisory Issued; **Exceedance of Threshold.**

**Links to waterbody access points on Google Maps:**

Northern RI ponds: <https://goo.gl/maps/Fn2LbwQLLZT2>

Newport ponds: <https://goo.gl/maps/M6fS7V47eNH2>

Cranston area ponds: <https://goo.gl/maps/1Y8njpdWCHG2>