



Dog/Cat Information

Name _____

Sex _____

Breed _____

Color _____

Date of Birth _____

Hair _____

Marking/Distinguishing Characteristics _____

Special Health Needs _____

Copies of pictures of you and your pet

Contact Information

Name _____

Address _____

Phone _____

Cell _____

E-mail _____

“Buddy” Contact _____



Rhode Island DEM

235 Promenade St.
 Providence, RI 02908
 Phone (401) 222-2781
 www.dem.ri.gov

**PREPARE PETS
 FOR RI
 EMERGENCY**



What to do with common household pets (dogs, cats, birds, rabbits, or rodents) in the event of an emergency...



Rhode Island
 Department of Environmental Management
 Division of Agriculture

Visit www.dem.ri.gov/animals for:

















- Advice on caring for animals before, during, and after an emergency
- Locations of animal evacuation sites
- Detailed information on the **Pet ID Pack and Go Kit**

WHAT IS MY PLAN OF ACTION?

BEFORE THE STORM

1. Persons with pets who may be displaced by a disaster should make arrangements **NOW** for their pets' safety. If you will need help to evacuate (e.g., if you have a disability) and have a pet, inform the public safety, police, or emergency management office in your town as soon as possible.
2. Be sure licenses and vaccinations are up-to-date
3. Assemble a **Pet ID Pack** and a **Go Kit**.
4. Keep a copy of this **Pet ID Pack** with you and send a copy to your “buddy.”
5. In case it is best to stay put, identify a place at home to keep your pets indoors, ideally comfortable and convenient but also sheltered from outside hazards.
6. In case an evacuation is necessary, do NOT assume that public shelters will also accommodate animals (except for service animals such as guide dogs). Make and keep up-to-date a list of pet-friendly motels, reliable friends, or relatives where you and your pets could seek shelter together and a list of kennels. These places should be well separated from your home but close to the interstate or evacuation route. Call ahead to ask if there is space and if special forms of payment or security deposits need to be readied.
7. Arrange now for transportation of pets and carriers, especially if you may need assistance.

PET ID PACK / GO KIT

-  Proof of pet ownership
-  Recent photo of your pet and you
-  Copy of the pet's current medical records
-  Contact information for a “buddy”, a reliable friend or relative who lives a safe distance away
-  Special care instructions
-  Cage, carrier or crate (one for each pet)
-  Proper-fitting collar or harness, to be worn at all times
-  Sturdy six-foot leash, to be readily available at all times
-  Identification and current rabies tags affixed to the collar
-  First aid kit
-  At least a three-day supply of food, water, and any regular medications
-  Three bowls for each pet, a measuring spoon or scoop, and a manual can opener, if necessary
-  Bedding and litter for at least three days
-  Pet comfort items such as blankets or toys
-  Plastic bags, paper towels, disinfectant and poop scoop for clean-up
-  Flashlights, batteries

Visit www.dem.ri.gov/animals for more details on what to include in **Pet ID Pack** and **Go Kit**

**YOUR PET WILL BE ACCEPTED
FOR EMERGENCY
SHELTERING ONLY IF IT IS
PROPERLY IDENTIFIED,
HEALTHY, AND RESTRAINED!**

AFTER THE STORM

Planning and preparation will help you endure the disaster, but your home may be a very different place afterward, whether you have taken shelter at home or elsewhere.



If your pet is with you, . . .

- Don't let pets roam loose. Familiar landmarks and smells might be gone, and your pet will probably be disoriented. Pets can easily get lost in such situations.
- For a few days, keep dogs on leashes and keep cats in carriers inside the house.
- Be patient with your pets after a disaster. Try to get them back into their normal routines as soon as possible, and be ready for behavioral problems that may result from the stress of the situation.



If your pet might be lost, . . .

- Act quickly but remain calm
- Ask around your neighborhood.
- Hand out fliers with a picture of your pet and contact information for you.
- Start checking animal shelters or municipal pounds within about 20 miles of your home.
- Put an ad in local papers.