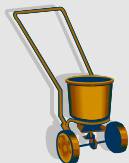


REDUCE YOUR LAWN by creating “no-mow zones” of native wildflowers, grasses, shrubs, and trees, especially as buffers near ponds and streams. This reduces water, fertilizer, and pesticide use and provides a welcoming habitat for wildlife.



FERTILIZE SMART Have your soil tested before applying fertilizer to your lawn to see if it even needs it. Don't over-fertilize - more is not better. During rainstorms, nutrients from fertilizers can wash off lawns into local waters where the excess nutrients promote algae blooms, including some algae that are harmful to people and pets. Algae blooms cause a decrease in oxygen in the water which endangers aquatic life and can cause fish kills. Use phosphorus fertilizer for new lawns only, unless the soil test shows a need for phosphorus on an established lawn. Sweep up fertilizer that spills on hard surfaces. Leaving grass clippings on your lawn can reduce your fertilizer needs by up to 25%. For more information on soil testing see www.URIMasterGardeners.org




REDUCE USE OF LAWN AND GARDEN PESTICIDES Investigate use of biological controls and products with natural ingredients. Read the labels—apply the right amount at the right time and be aware of the toxicity warnings.



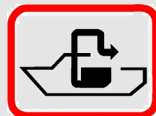
REDUCE RUNOFF Increase the amount of stormwater absorbed into the ground by directing downspouts onto your lawn, not onto paved surfaces where the runoff could pick up oil, yard waste, and other debris. Install a rain barrel— use the water for plantings. Install a rain garden to increase the amount of stormwater absorbed into the ground. For more information, see www.RIStormwaterSolutions.org



DON'T DRAIN YOUR SWIMMING POOL into storm drains, wetlands, rivers, or ponds. Instead drain it onto the ground away from your drinking water well. Drain your pool only when your test kit does not detect chlorine levels so that it won't harm vegetation.



PUMP IT, DON'T DUMP IT! If you own a boat, have your holding tank emptied at one of the local pumpout stations around Rhode Island. For a list of pumpout locations contact DEM.



VOLUNTEER with clean-up efforts or water quality monitoring. Participate in local activities that benefit the environment. Find out if there is a watershed council for your area. YOUR opinion counts! Attend public meetings. Your participation makes the statement that your community is concerned about local waterways. If you see a problem or want something done, say something! If you don't have time to attend meetings, call or contact a city or town official, a state representative, or DEM.



NOW...GET OUT AND ENJOY THE WATER !



Swim, sail, surf, kayak, fish, boat, shellfish, go birding or walk along the shore. Explore Rhode Island's waters.

If you need more information on any of these topics contact DEM Water Resources

RI Department of Environmental Management
Office of Water Resources
235 Promenade Street
Providence, RI 02908-5767
401-222-4700
www.dem.ri.gov



Rev 3/2015



**Simple Ways
YOU
Can Help Keep
Rhode Island's
Waters Clean**

YOU Can Make A Difference!

- **DO YOU EVER STOP AND WONDER** what you can do to make a difference in keeping our waters safe enough to swim in, fish from, or use for drinking? What you can do to protect the groundwater that supplies your drinking water well?
- **WHEN IT RAINS** water travels across our properties collecting pollutants such as animal feces, fertilizers, soil, oil, and chemicals. This runoff then flows untreated into local rivers, lakes, and streams; polluting water for human use as well as plant and animal life.

LEARN ABOUT YOUR LOCAL WATERS Everyone lives in a watershed, which is the area that drains to a nearby river, stream, lake, or pond. Think about washing everything in a sink then letting it go down the drain. The sink is your watershed and the drain is your local river or stream. Find out what waters are closest to you and where they flow.



TAKE CARE OF YOUR SEPTIC SYSTEM Faulty septic systems can pollute local waters. Systems should be inspected every three to five years and tanks pumped as recommended. Don't drive or park anywhere on your septic system. Plant only grass over and near the system. If you have a cesspool, consider replacing it with a septic system.



DON'T FEED THE DUCKS! Feeding geese, ducks, gulls, and other waterfowl can cause large populations of birds to become concentrated in areas that are incapable of supporting them. The waste they produce contributes bacteria to our waterways and results in beach closures and pollution of shellfishing areas.



SCOOP THE POOP Pet waste left on sidewalks, streets or yards can be washed away by rainwater and carried into storm drains and drainage ditches which flow untreated to nearby rivers, ponds and beaches. Pet waste contains bacteria that can cause human illness and contribute to the closing of beaches and shellfish beds. Always carry a baggie - scoop up waste, bag it, and put it in the trash.



DON'T FLUSH MEDICATIONS Old or unwanted prescription drugs and over the counter medications flushed down the toilet or drain can end up in our waters and harm organisms living there. Check to see if you can drop off medications at your police station. If not, properly dispose of them in the trash. Crush pills and tablets. Put the medicine into a sealable plastic bag. Place the sealed bag in the trash.



MINIMIZE THE USE OF HAZARDOUS PRODUCTS as much as possible. Cleaning and other household products contain many hazardous chemicals. Read labels and try to use the least harmful products available. Don't dispose of products down the toilet or drain. Dispose of household hazardous chemicals (e.g., oil based paint, pesticides, drain cleaner, oven cleaner, pool chemicals) using the RI Eco-Depot Program. See www.rirrc.org



DRIVEWAY CARE Driveway sealant can be either an asphalt or a coal tar mixture. Coal tar has much higher levels of chemicals harmful to human health and aquatic life. As sealants wear down, particles wash off in stormwater. If you must seal your driveway, use an asphalt sealant.



WASH VEHICLES ON YOUR LAWN (away from your drinking water well) or use a commercial car wash. Washing on your lawn minimizes the amount of dirty, soapy water flowing into the storm drains that run directly into our waterbodies. If you are unable to wash your car on your lawn, use only biodegradable, phosphate-free cleaners. If washing near a storm drain, temporarily divert the water towards grassy areas. Commercial car washes typically use far less water, recycle their wash water, and treat their water prior to releasing it into the sewer system.



RECYCLE USED MOTOR OIL AND ANTIFREEZE Don't dump automotive fluids down the storm drain or dispose of them in your trash. Contact your local Department of Public Works or see the RI Eco-Depot Program at www.rirrc.org



CONSERVE WATER Don't overwater your lawn. Lawns need only one inch of water per week (from either watering or rain). Excessive water use, especially in summer, can dramatically reduce flow in rivers and streams, harming aquatic life.



If your house is connected to a public sewer, conserving water will help reduce the discharge from your wastewater treatment facility into local waters AND save you money! If you use a septic system, water conservation helps prevent system failures.